

# Product Datasheet

## IL-3R alpha/CD123 Antibody (18N6B12) NBP2-27225

Unit Size: 0.1 mg

Store at 4C short term. Aliquot and store at -20C long term. Avoid freeze-thaw cycles.

[www.novusbio.com](http://www.novusbio.com)



[technical@novusbio.com](mailto:technical@novusbio.com)

Protocols, Publications, Related Products, Reviews, Research Tools and Images at:  
[www.novusbio.com/NBP2-27225](http://www.novusbio.com/NBP2-27225)

Updated 9/9/2025 v.20.1

Earn rewards for product  
reviews and publications.

Submit a publication at [www.novusbio.com/publications](http://www.novusbio.com/publications)

Submit a review at [www.novusbio.com/reviews/destination/NBP2-27225](http://www.novusbio.com/reviews/destination/NBP2-27225)

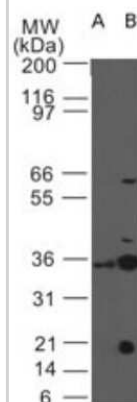


**NBP2-27225****IL-3R alpha/CD123 Antibody (18N6B12)**

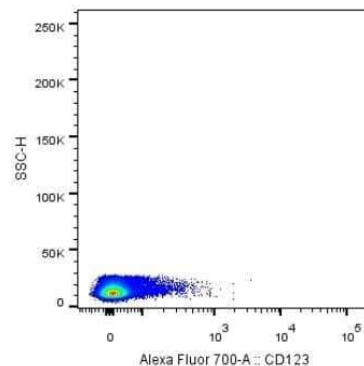
<b>Product Information</b>	
<b>Unit Size</b>	0.1 mg
<b>Concentration</b>	0.5 mg/ml
<b>Storage</b>	Store at 4C short term. Aliquot and store at -20C long term. Avoid freeze-thaw cycles.
<b>Clonality</b>	Monoclonal
<b>Clone</b>	18N6B12
<b>Preservative</b>	0.05% Sodium Azide
<b>Isotype</b>	IgG2b Kappa
<b>Purity</b>	Protein G purified
<b>Buffer</b>	PBS and 0.05% BSA
<b>Product Description</b>	
<b>Description</b>	Novus Biologicals Mouse IL-3R alpha/CD123 Antibody (18N6B12) (NBP2-27225) is a monoclonal antibody validated for use in WB and Flow. All Novus Biologicals antibodies are covered by our 100% guarantee.
<b>Host</b>	Mouse
<b>Gene ID</b>	3563
<b>Gene Symbol</b>	IL3RA
<b>Species</b>	Human
<b>Immunogen</b>	A portion of amino acids 250-300 of human CD123 was used as the immunogen for this antibody.
<b>Product Application Details</b>	
<b>Applications</b>	Western Blot, Flow Cytometry
<b>Recommended Dilutions</b>	Western Blot 10ug/ml, Flow Cytometry 1ug/0.5x10 <sup>6</sup> cells

## Images

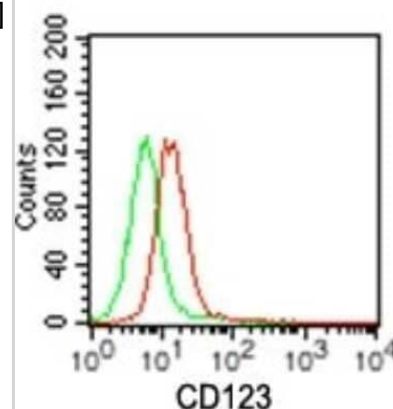
Western Blot: IL-3 R alpha/CD123 Antibody (18N6B12) [NBP2-27225] - Analysis of CD123 in the A) presence and B) absence of equal amounts antibody and immunizing peptide in human SKNSH cell lysate using CD123 antibody at 10 ug/ml.



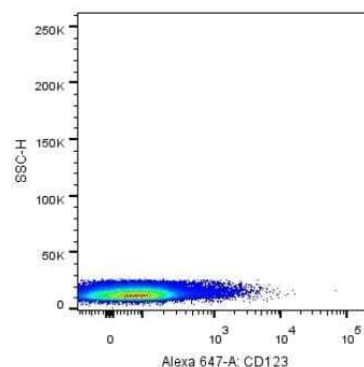
Flow Cytometry: IL-3 R alpha/CD123 Antibody (18N6B12) [NBP2-27225] - Analysis using the Alexa Fluor (R) 700 conjugate of NBP2-27225. Staining of CD123 in human buffy coat using anti-CD123 antibody. Image from verified customer review.



Flow Cytometry: IL-3 R alpha/CD123 Antibody (18N6B12) [NBP2-27225] - Cell surface analysis using CD123 antibody. BDCM cells were probed using 1 ug of CD123 antibody (red) or 1 ug of isotype control (green). This IL-3 R alpha/CD123 antibody and a mouse IgG-PE secondary antibody were used for this test.



Flow Cytometry: IL-3 R alpha/CD123 Antibody (18N6B12) [NBP2-27225] - Analysis using the Alexa Fluor (R) 647 conjugate of NBP2-27225. Staining of CD123 in human buffy coat using anti-CD123 antibody. Image from verified customer review.





### **Novus Biologicals USA**

10730 E. Briarwood Avenue  
Centennial, CO 80112  
USA  
Phone: 303.730.1950  
Toll Free: 1.888.506.6887  
Fax: 303.730.1966  
nb-customerservice@bio-techne.com

### **Bio-Techne Canada**

21 Canmotor Ave  
Toronto, ON M8Z 4E6  
Canada  
Phone: 905.827.6400  
Toll Free: 855.668.8722  
Fax: 905.827.6402  
canada.inquires@bio-techne.com

### **Bio-Techne Ltd**

19 Barton Lane  
Abingdon Science Park  
Abingdon, OX14 3NB, United Kingdom  
Phone: (44) (0) 1235 529449  
Free Phone: 0800 37 34 15  
Fax: (44) (0) 1235 533420  
info.EMEA@bio-techne.com

### **General Contact Information**

www.novusbio.com  
Technical Support: nb-technical@bio-techne.com  
Orders: nb-customerservice@bio-techne.com  
General: novus@novusbio.com

### **Products Related to NBP2-27225**

---

NBP2-33376H	Blue Marker Antibody (6F4-F6) [HRP]
HAF007	Goat anti-Mouse IgG Secondary Antibody [HRP]
NB7539	Goat anti-Mouse IgG (H+L) Secondary Antibody [HRP]
NBP1-43317-0.5mg	Mouse IgG2b Kappa Light Chain Isotype Control (MG2b)

---

### **Limitations**

This product is for research use only and is not approved for use in humans or in clinical diagnosis. Primary Antibodies are guaranteed for 1 year from date of receipt.

For more information on our 100% guarantee, please visit [www.novusbio.com/guarantee](http://www.novusbio.com/guarantee)

Earn gift cards/discounts by submitting a review: [www.novusbio.com/reviews/submit/NBP2-27225](http://www.novusbio.com/reviews/submit/NBP2-27225)

Earn gift cards/discounts by submitting a publication using this product:  
[www.novusbio.com/publications](http://www.novusbio.com/publications)

