

# Product Datasheet

## Numb Antibody NBP2-27181

Unit Size: 0.1 mg

Store at 4C short term. Aliquot and store at -20C long term. Avoid freeze-thaw cycles.

[www.novusbio.com](http://www.novusbio.com)



[technical@novusbio.com](mailto:technical@novusbio.com)

### Publications: 1

Protocols, Publications, Related Products, Reviews, Research Tools and Images at:  
[www.novusbio.com/NBP2-27181](http://www.novusbio.com/NBP2-27181)

Updated 9/9/2025 v.20.1

Earn rewards for product  
reviews and publications.

Submit a publication at [www.novusbio.com/publications](http://www.novusbio.com/publications)

Submit a review at [www.novusbio.com/reviews/destination/NBP2-27181](http://www.novusbio.com/reviews/destination/NBP2-27181)



**NBP2-27181**

Numb Antibody

Product Information	
Unit Size	0.1 mg
Concentration	0.5 mg/ml
Storage	Store at 4C short term. Aliquot and store at -20C long term. Avoid freeze-thaw cycles.
Clonality	Polyclonal
Preservative	0.05% Sodium Azide
Isotype	IgG
Purity	Immunogen affinity purified
Buffer	PBS and 0.05% BSA

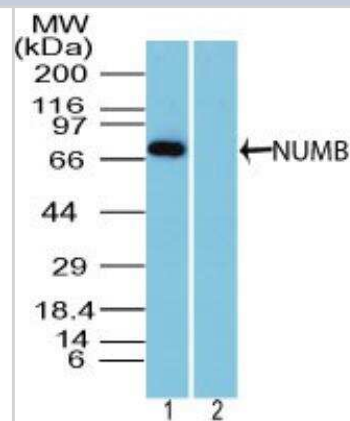
Product Description	
Description	Novus Biologicals Rabbit Numb Antibody (NBP2-27181) is a polyclonal antibody validated for use in IHC and WB. Anti-Numb Antibody: Cited in 1 publication. All Novus Biologicals antibodies are covered by our 100% guarantee.
Host	Rabbit
Gene ID	8650
Gene Symbol	NUMB
Species	Human, Mouse, Rat, Bovine, Primate
Immunogen	A synthetic peptide corresponding to amino acids 12-40 of human NUMB was used as the immunogen for the antibody, GenBank no gb AAH20788.1 .

Product Application Details	
Applications	Western Blot, Immunohistochemistry-Paraffin, Immunohistochemistry
Recommended Dilutions	Western Blot 1-2ug/ml, Immunohistochemistry reported in scientific literature (PMID 30256757), Immunohistochemistry-Paraffin 5-10ug/ml~
Application Notes	Staining of formalin-fixed tissues is enhanced by boiling tissue sections in 10 mM sodium citrate buffer, pH 6.0 for 10-20 min followed by cooling at RT for 20 min.

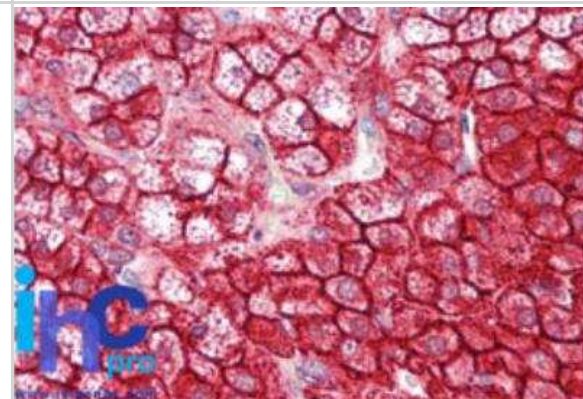


## Images

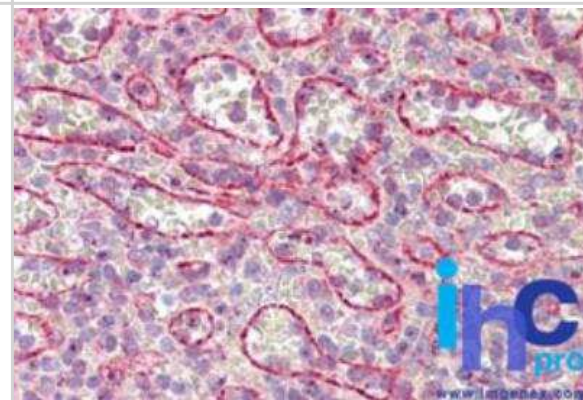
Western Blot: NUMB Antibody [NBP2-27181] - Analysis of mouse brain lysate in the 1) absence and 2) presence of immunizing peptide using NUMB antibody at 1 ug/ml. Goat anti-rabbit Ig HRP secondary antibody (20301) and PicoTect ECL substrate solution were used for this test



Immunohistochemistry-Paraffin: NUMB Antibody [NBP2-27181] - Formalin-fixed, paraffin-embedded human adrenal tissue stained with NUMB antibody at 10 ug/ml.



Immunohistochemistry-Paraffin: NUMB Antibody [NBP2-27181] - Formalin-fixed, paraffin-embedded human spleen stained with NUMB antibody at 10 ug/ml.



## Publications

Cesur G, Eren MK, Eren E et al. Effect of experimentally induced hypothyroidism during gestation period on activity dependent neurotrophic factor (ADNF) in newborn rat brain tissue. *Horm Mol Biol Clin Investig* 2018-09-26 [PMID: 30256757] (IF/IHC, Rat)



### **Novus Biologicals USA**

10730 E. Briarwood Avenue  
Centennial, CO 80112  
USA  
Phone: 303.730.1950  
Toll Free: 1.888.506.6887  
Fax: 303.730.1966  
nb-customerservice@bio-techne.com

### **Bio-Techne Canada**

21 Canmotor Ave  
Toronto, ON M8Z 4E6  
Canada  
Phone: 905.827.6400  
Toll Free: 855.668.8722  
Fax: 905.827.6402  
canada.inquires@bio-techne.com

### **Bio-Techne Ltd**

19 Barton Lane  
Abingdon Science Park  
Abingdon, OX14 3NB, United Kingdom  
Phone: (44) (0) 1235 529449  
Free Phone: 0800 37 34 15  
Fax: (44) (0) 1235 533420  
info.EMEA@bio-techne.com

### **General Contact Information**

www.novusbio.com  
Technical Support: nb-technical@bio-techne.com  
Orders: nb-customerservice@bio-techne.com  
General: novus@novusbio.com

### **Products Related to NBP2-27181**

---

NBP2-33376H	Blue Marker Antibody (6F4-F6) [HRP]
HAF008	Goat anti-Rabbit IgG Secondary Antibody [HRP]
NB7160	Goat anti-Rabbit IgG (H+L) Secondary Antibody [HRP]
NBP2-24891	Rabbit IgG Isotype Control

---

### **Limitations**

This product is for research use only and is not approved for use in humans or in clinical diagnosis. Primary Antibodies are guaranteed for 1 year from date of receipt.

For more information on our 100% guarantee, please visit [www.novusbio.com/guarantee](http://www.novusbio.com/guarantee)

Earn gift cards/discounts by submitting a review: [www.novusbio.com/reviews/submit/NBP2-27181](http://www.novusbio.com/reviews/submit/NBP2-27181)

Earn gift cards/discounts by submitting a publication using this product:  
[www.novusbio.com/publications](http://www.novusbio.com/publications)

