

# Product Datasheet

## CD4 Antibody (GK1.5) - Azide and BSA Free NBP2-26585

Unit Size: 0.1 mg

Store at -20C. Avoid freeze-thaw cycles.

[www.novusbio.com](http://www.novusbio.com)



[technical@novusbio.com](mailto:technical@novusbio.com)

Protocols, Publications, Related Products, Reviews, Research Tools and Images at:  
[www.novusbio.com/NBP2-26585](http://www.novusbio.com/NBP2-26585)

Updated 9/9/2025 v.20.1

Earn rewards for product  
reviews and publications.

Submit a publication at [www.novusbio.com/publications](http://www.novusbio.com/publications)

Submit a review at [www.novusbio.com/reviews/destination/NBP2-26585](http://www.novusbio.com/reviews/destination/NBP2-26585)



**NBP2-26585**

CD4 Antibody (GK1.5) - Azide and BSA Free

Product Information	
Unit Size	0.1 mg
Concentration	1.0 mg/ml
Storage	Store at -20C. Avoid freeze-thaw cycles.
Clonality	Monoclonal
Clone	GK1.5
Preservative	No Preservative
Isotype	IgG Kappa
Purity	Protein G purified
Buffer	Sterile - filtered PBS

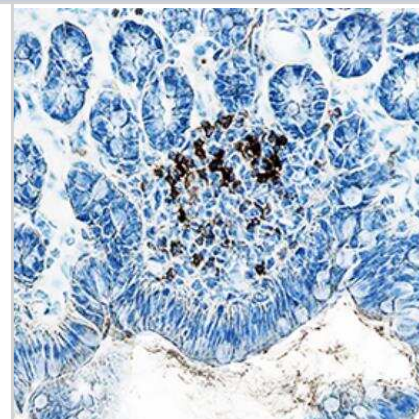
Product Description	
Description	Novus Biologicals Rat CD4 Antibody (GK1.5) - Azide and BSA Free (NBP2-25191) is a monoclonal antibody validated for use in IHC, Flow, ICC/IF and IP. All Novus Biologicals antibodies are covered by our 100% guarantee.
Host	Rat
Gene ID	920
Gene Symbol	CD4
Species	Mouse
Immunogen	The mouse cytotoxic T lymphocyte line V4 was used as the immunogen for the CD4 antibody.

Product Application Details	
Applications	Flow Cytometry, Flow (Cell Surface), Immunocytochemistry/ Immunofluorescence, Immunohistochemistry, Immunohistochemistry-Frozen, Immunoprecipitation, Cell depletion, CyTOF-ready, Inhibition Activity
Recommended Dilutions	Flow Cytometry 2.5 ug / 1 million cells, Immunohistochemistry 1-25 ug/ml, Immunocytochemistry/ Immunofluorescence 1:10-1:500, Immunoprecipitation, Immunohistochemistry-Frozen, Flow (Cell Surface) 2.5 ug / 1 million cells, Cell depletion, Inhibition Activity, CyTOF-ready

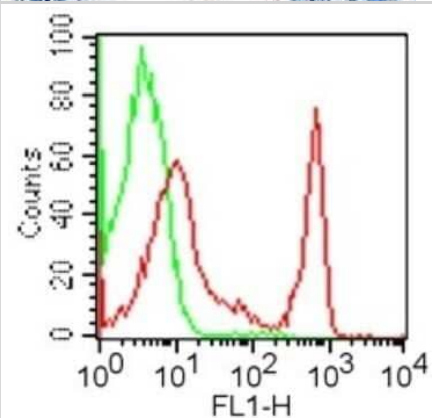


## Images

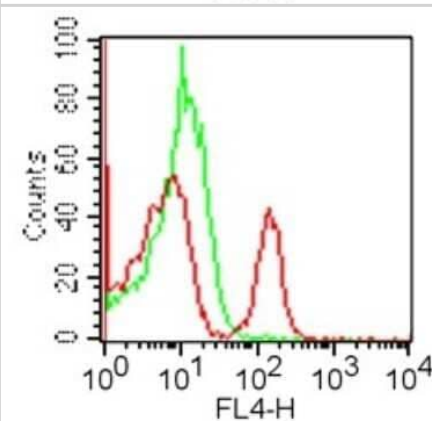
Immunohistochemistry-Frozen: CD4 Antibody (GK1.5) - Azide Free [NBP2-26585] - CD4 was detected in immersion fixed frozen sections of mouse intestine using Rat Anti-Mouse CD4 Monoclonal Antibody (Clone GK1.5) at 1 ug/mL overnight at 4 degrees C. Tissue was stained using the Anti-Rat HRP-DAB Cell & Tissue Staining Kit (brown; Catalog # CTS017) and counterstained with hematoxylin (blue). Specific staining was localized to plasma membranes of lymphocytes.



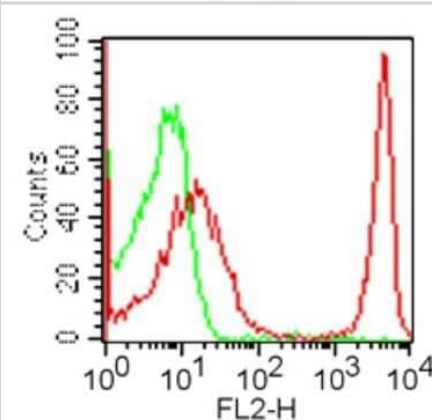
Flow (Cell Surface): CD4 Antibody (GK1.5) [Azide Free] [NBP2-26585] - Analysis using the FITC conjugate of NBP2-26585. Staining of CD4 in  $10^6$  BALB/c mouse splenocytes using 1 ug of NBP2-26584. Green represents isotype control (20212C); red represents mouse CD4 NBP2-26584 antibody.



Flow (Cell Surface): CD4 Antibody (GK1.5) [Azide Free] [NBP2-26585] - Analysis using the Allophycocyanin conjugate of NBP2-26585. Staining of CD4 in  $10^6$  BALB/c mouse splenocytes using 1 ug of this antibody. Green represents isotype control; red represents mouse CD4 this antibody.



Flow (Cell Surface): CD4 Antibody (GK1.5) [Azide Free] [NBP2-26585] - Analysis using the PE conjugate of NBP2-26585. Staining of CD4 in  $10^6$  BALB/c mouse splenocytes using 1 ug of this antibody ; red represents mouse CD4 this antibody.





### **Novus Biologicals USA**

10730 E. Briarwood Avenue  
Centennial, CO 80112  
USA  
Phone: 303.730.1950  
Toll Free: 1.888.506.6887  
Fax: 303.730.1966  
nb-customerservice@bio-techne.com

### **Bio-Techne Canada**

21 Canmotor Ave  
Toronto, ON M8Z 4E6  
Canada  
Phone: 905.827.6400  
Toll Free: 855.668.8722  
Fax: 905.827.6402  
canada.inquires@bio-techne.com

### **Bio-Techne Ltd**

19 Barton Lane  
Abingdon Science Park  
Abingdon, OX14 3NB, United Kingdom  
Phone: (44) (0) 1235 529449  
Free Phone: 0800 37 34 15  
Fax: (44) (0) 1235 533420  
info.EMEA@bio-techne.com

### **General Contact Information**

www.novusbio.com  
Technical Support: nb-technical@bio-techne.com  
Orders: nb-customerservice@bio-techne.com  
General: novus@novusbio.com

### **Products Related to NBP2-26585**

---

HAF005	Goat anti-Rat IgG Secondary Antibody [HRP]
NB7115	Goat anti-Rat IgG (H+L) Secondary Antibody [HRP]
NBP2-26598	CD4 Antibody (GK1.5) [Allophycocyanin]
NBP1-19371PEP	CD4 Antibody Blocking Peptide

---

### **Limitations**

This product is for research use only and is not approved for use in humans or in clinical diagnosis. Primary Antibodies are guaranteed for 1 year from date of receipt.

For more information on our 100% guarantee, please visit [www.novusbio.com/guarantee](http://www.novusbio.com/guarantee)

Earn gift cards/discounts by submitting a review: [www.novusbio.com/reviews/submit/NBP2-26585](http://www.novusbio.com/reviews/submit/NBP2-26585)

Earn gift cards/discounts by submitting a publication using this product:  
[www.novusbio.com/publications](http://www.novusbio.com/publications)

