

# Product Datasheet

## TLR2 Antibody (67N8F8)

### NBP2-25245

Unit Size: 0.1 mg

Store at 4C short term. Aliquot and store at -20C long term. Avoid freeze-thaw cycles.

[www.novusbio.com](http://www.novusbio.com)



[technical@novusbio.com](mailto:technical@novusbio.com)

#### Publications: 1

Protocols, Publications, Related Products, Reviews, Research Tools and Images at:  
[www.novusbio.com/NBP2-25245](http://www.novusbio.com/NBP2-25245)

Updated 9/9/2025 v.20.1

Earn rewards for product  
reviews and publications.

Submit a publication at [www.novusbio.com/publications](http://www.novusbio.com/publications)

Submit a review at [www.novusbio.com/reviews/destination/NBP2-25245](http://www.novusbio.com/reviews/destination/NBP2-25245)



**NBP2-25245****TLR2 Antibody (67N8F8)**


<b>Product Information</b>	
<b>Unit Size</b>	0.1 mg
<b>Concentration</b>	0.5 mg/ml
<b>Storage</b>	Store at 4C short term. Aliquot and store at -20C long term. Avoid freeze-thaw cycles.
<b>Clonality</b>	Monoclonal
<b>Clone</b>	67N8F8
<b>Preservative</b>	0.05% Sodium Azide
<b>Isotype</b>	IgG1 Kappa
<b>Purity</b>	Protein G purified
<b>Buffer</b>	PBS and 0.05% BSA

<b>Product Description</b>	
<b>Description</b>	Novus Biologicals Mouse TLR2 Antibody (67N8F8) (NBP2-25245) is a monoclonal antibody validated for use in IHC, WB and Flow. Anti-TLR2 Antibody: Cited in 1 publication. All Novus Biologicals antibodies are covered by our 100% guarantee.
<b>Host</b>	Mouse
<b>Gene ID</b>	7097
<b>Gene Symbol</b>	TLR2
<b>Species</b>	Human
<b>Immunogen</b>	Amino acids 227-371 of human TLR2 were used as the immunogen for the antibody.

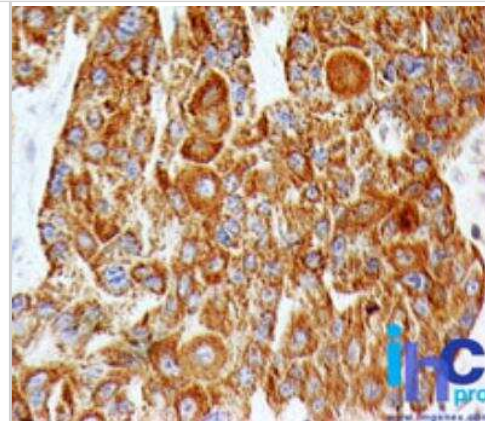
<b>Product Application Details</b>	
<b>Applications</b>	Western Blot, Immunohistochemistry-Paraffin, Flow Cytometry, Flow (Cell Surface), Immunohistochemistry
<b>Recommended Dilutions</b>	Western Blot 1-3 ug/ml, Flow Cytometry 1:10-1:1000, Immunohistochemistry 1:10-1:500, Immunohistochemistry-Paraffin 5 ug/ml, Flow (Cell Surface)

**Images**

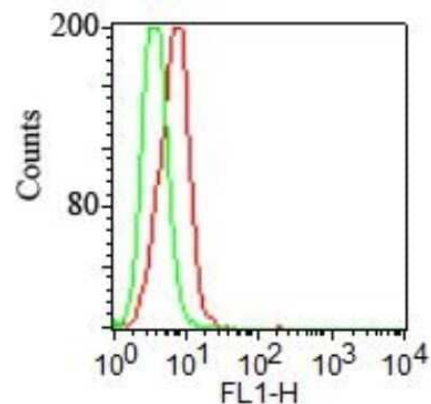
Western Blot: TLR2 Antibody (67N8F8) [NBP2-25245] - Analysis of human lymph node tissue using TLR2 antibody at a concentration of 1 ug/ml.



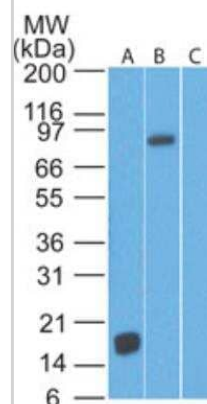
Immunohistochemistry-Paraffin: TLR2 Antibody (67N8F8) [NBP2-25245] - FFPE human esophageal squamous cell carcinoma stained with TLR2 antibody at 5 ug/ml.



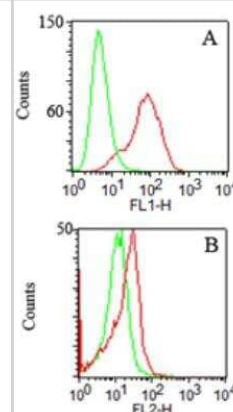
Flow (Cell Surface): TLR2 Antibody (67N8F8) [NBP2-25245] - Analysis using the FITC conjugate of NBP2-25259. Surface staining of stable HEK293/hTLR2 cells (red) and vector control cells (green) using TLR2 antibody at 5 ul/10<sup>6</sup> cells. Image using the Azide Free form of this antibody.



Western Blot: TLR2 Antibody (67N8F8) [NBP2-25245] - Analysis of (A) TLR2 partial recombinant protein, (B) transfected cell lysate, and (C) control 293T lysate using TLR2 antibody at 1 ug/ml.



Flow Cytometry: TLR2 Antibody (67N8F8) [NBP2-25245] - (A) Surface staining of transfected TLR2 HEK293 cells (red) and mock transfected cells (green) using TLR2 antibody at 1 ug/10<sup>6</sup> cells. FITC-conjugated anti-mouse IgG secondary was used for this test. (B) Surface staining of PPI-negative PBMC (monocyte-gated) using TLR2 antibody (red) and isotype control antibody (green) at 1 ug/10<sup>6</sup> cells. PE-conjugated anti-mouse IgG secondary was used for this test.



## Publications

Seebach E, Elschner T, Kraus FV et al. Bacterial and Metabolic Factors of Staphylococcal Planktonic and Biofilm Environments Differentially Regulate Macrophage Immune Activation Inflammation 2023-05-22 [PMID: 37212952] (Flow-CS)



### **Novus Biologicals USA**

10730 E. Briarwood Avenue  
Centennial, CO 80112  
USA  
Phone: 303.730.1950  
Toll Free: 1.888.506.6887  
Fax: 303.730.1966  
nb-customerservice@bio-techne.com

### **Bio-Techne Canada**

21 Canmotor Ave  
Toronto, ON M8Z 4E6  
Canada  
Phone: 905.827.6400  
Toll Free: 855.668.8722  
Fax: 905.827.6402  
canada.inquires@bio-techne.com

### **Bio-Techne Ltd**

19 Barton Lane  
Abingdon Science Park  
Abingdon, OX14 3NB, United Kingdom  
Phone: (44) (0) 1235 529449  
Free Phone: 0800 37 34 15  
Fax: (44) (0) 1235 533420  
info.EMEA@bio-techne.com

### **General Contact Information**

www.novusbio.com  
Technical Support: nb-technical@bio-techne.com  
Orders: nb-customerservice@bio-techne.com  
General: novus@novusbio.com

### **Products Related to NBP2-25245**

---

NBP2-25297	Pam3CSK4, TLR1 and TLR2 Ligand
NBP2-29331	TIRAP (TLR2 and TLR4) Inhibitor Peptide Set
NBP2-33376H	Blue Marker Antibody (6F4-F6) [HRP]
HAF007	Goat anti-Mouse IgG Secondary Antibody [HRP]
NB7539	Goat anti-Mouse IgG (H+L) Secondary Antibody [HRP]
NBP1-43319-0.5mg	Mouse IgG1 Kappa Isotype Control (P3.6.2.8.1)

---

### **Limitations**

This product is for research use only and is not approved for use in humans or in clinical diagnosis. Primary Antibodies are guaranteed for 1 year from date of receipt.

For more information on our 100% guarantee, please visit [www.novusbio.com/guarantee](http://www.novusbio.com/guarantee)

Earn gift cards/discounts by submitting a review: [www.novusbio.com/reviews/submit/NBP2-25245](http://www.novusbio.com/reviews/submit/NBP2-25245)

Earn gift cards/discounts by submitting a publication using this product:  
[www.novusbio.com/publications](http://www.novusbio.com/publications)



