

# Product Datasheet

## CD14 Antibody (RPA-M1) NBP2-25194

Unit Size: 0.1 mg

Store at 4C short term. Aliquot and store at -20C long term. Avoid freeze-thaw cycles.

[www.novusbio.com](http://www.novusbio.com)



[technical@novusbio.com](mailto:technical@novusbio.com)

Protocols, Publications, Related Products, Reviews, Research Tools and Images at:  
[www.novusbio.com/NBP2-25194](http://www.novusbio.com/NBP2-25194)

Updated 9/9/2025 v.20.1

Earn rewards for product  
reviews and publications.

Submit a publication at [www.novusbio.com/publications](http://www.novusbio.com/publications)

Submit a review at [www.novusbio.com/reviews/destination/NBP2-25194](http://www.novusbio.com/reviews/destination/NBP2-25194)



**NBP2-25194****CD14 Antibody (RPA-M1)**

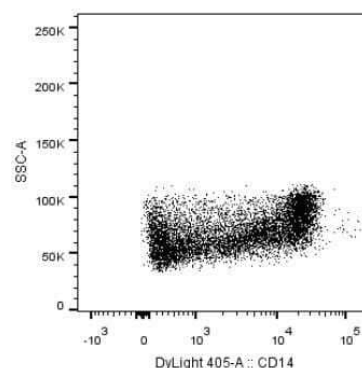
<b>Product Information</b>	
<b>Unit Size</b>	0.1 mg
<b>Concentration</b>	0.5 mg/ml
<b>Storage</b>	Store at 4C short term. Aliquot and store at -20C long term. Avoid freeze-thaw cycles.
<b>Clonality</b>	Monoclonal
<b>Clone</b>	RPA-M1
<b>Preservative</b>	0.05% Sodium Azide
<b>Isotype</b>	IgG1 Kappa
<b>Purity</b>	Protein G purified
<b>Buffer</b>	PBS and 0.05% BSA

<b>Product Description</b>	
<b>Description</b>	Novus Biologicals Mouse CD14 Antibody (RPA-M1) (NBP2-25194) is a monoclonal antibody validated for use in Flow. All Novus Biologicals antibodies are covered by our 100% guarantee.
<b>Host</b>	Mouse
<b>Gene ID</b>	929
<b>Gene Symbol</b>	CD14
<b>Species</b>	Human
<b>Immunogen</b>	Human PHA-stimulated PBMC were used as immunogen.

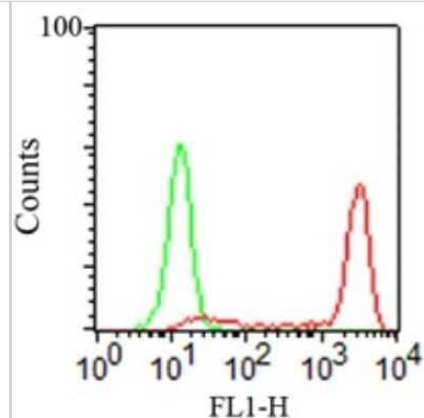
<b>Product Application Details</b>	
<b>Applications</b>	Flow Cytometry, Flow (Cell Surface)
<b>Recommended Dilutions</b>	Flow Cytometry 0.1-0.2 ug/10 <sup>6</sup> cells, Flow (Cell Surface) 0.1-0.2 ug/10 <sup>6</sup> cells

**Images**

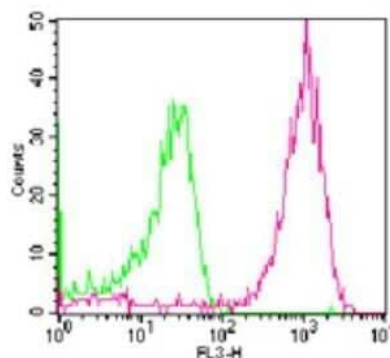
Flow Cytometry: CD14 Antibody (RPA-M1) [NBP2-25194] - Analysis of CD14 in human PBMCs using anti-CD14 DyLight 405 conjugated antibody. Image from verified customer review. Image using the Azide Free format of this antibody.



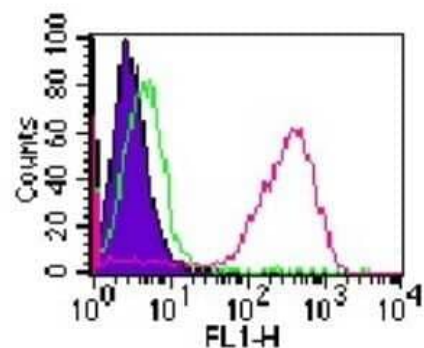
Flow Cytometry: CD14 Antibody (RPA-M1) [NBP2-25194] - Cell surface analysis of CD14 in  $10^6$  human monocytes using 0.1  $\mu$ g of this antibody. Shaded histogram represents cells without antibody; green represents isotype control ; red represents anti-CD14 antibody. cell surface flow kit and anti-mouse IgG-FITC secondary was used for this test.



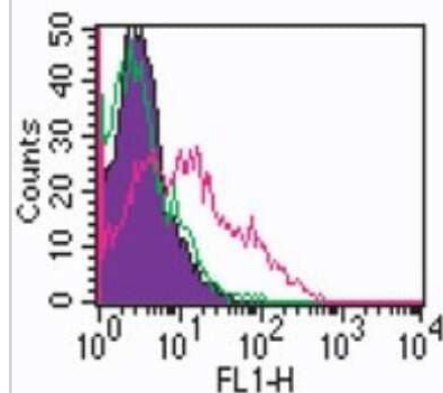
Flow Cytometry: CD14 Antibody (RPA-M1) [NBP2-25194] - Cell surface analysis of CD14 PerCP/Cy5.5 in  $10^6$  human monocytes using 10  $\mu$ l of this antibody. Green represents PerCP-Cy5.5 conjugated isotype control; red represents anti-CD14 antibody. Cell surface flow kit was used for this test.



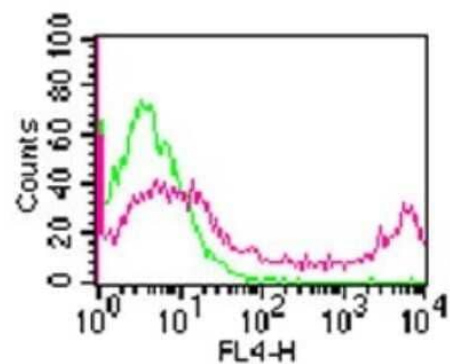
Flow Cytometry: CD14 Antibody (RPA-M1) [NBP2-25194] - Analysis using the Azide Free version of NBP2-25194. Staining of CD14 in human PBMCs using anti-CD14 DyLight 405 conjugated antibody. Image from verified customer review.



Flow (Cell Surface): CD14 Antibody (RPA-M1) [NBP2-25194] - Analysis using the FITC conjugate of NBP2-25194. Staining of CD14 in  $10^6$  human monocytes using 10  $\mu$ l (0.25  $\mu$ g) of this antibody. Shaded histogram represents cells without antibody; green represents isotype control ; red represents anti-CD14 antibody.



Flow Cytometry: CD14 Antibody (RPA-M1) [NBP2-25194] - Analysis using the Alexa Fluor (R) 647 conjugate of NBP2-25194. Staining of CD14 using CD14 monoclonal antibody. Surface staining of CD14 on  $10^6$  human monocytes using 10 ul of CD14 antibody. Green represents isotype control antibody; red represents CD14





### **Novus Biologicals USA**

10730 E. Briarwood Avenue  
Centennial, CO 80112  
USA  
Phone: 303.730.1950  
Toll Free: 1.888.506.6887  
Fax: 303.730.1966  
nb-customerservice@bio-techne.com

### **Bio-Techne Canada**

21 Canmotor Ave  
Toronto, ON M8Z 4E6  
Canada  
Phone: 905.827.6400  
Toll Free: 855.668.8722  
Fax: 905.827.6402  
canada.inquires@bio-techne.com

### **Bio-Techne Ltd**

19 Barton Lane  
Abingdon Science Park  
Abingdon, OX14 3NB, United Kingdom  
Phone: (44) (0) 1235 529449  
Free Phone: 0800 37 34 15  
Fax: (44) (0) 1235 533420  
info.EMEA@bio-techne.com

### **General Contact Information**

www.novusbio.com  
Technical Support: nb-technical@bio-techne.com  
Orders: nb-customerservice@bio-techne.com  
General: novus@novusbio.com

### **Products Related to NBP2-25194**

---

HAF007	Goat anti-Mouse IgG Secondary Antibody [HRP]
NB7539	Goat anti-Mouse IgG (H+L) Secondary Antibody [HRP]
NBP1-43319-0.5mg	Mouse IgG1 Kappa Isotype Control (P3.6.2.8.1)
NBP2-27215V	CD14 Antibody (RPA-M1) [DyLight 405]

---

### **Limitations**

This product is for research use only and is not approved for use in humans or in clinical diagnosis. Primary Antibodies are guaranteed for 1 year from date of receipt.

For more information on our 100% guarantee, please visit [www.novusbio.com/guarantee](http://www.novusbio.com/guarantee)

Earn gift cards/discounts by submitting a review: [www.novusbio.com/reviews/submit/NBP2-25194](http://www.novusbio.com/reviews/submit/NBP2-25194)

Earn gift cards/discounts by submitting a publication using this product:  
[www.novusbio.com/publications](http://www.novusbio.com/publications)

