

Product Datasheet

TLR12 Antibody - BSA Free

NBP2-24833

Unit Size: 0.1 mg

Store at 4C short term. Aliquot and store at -20C long term. Avoid freeze-thaw cycles.

www.novusbio.com



technical@novusbio.com

Publications: 2

Protocols, Publications, Related Products, Reviews, Research Tools and Images at:
www.novusbio.com/NBP2-24833

Updated 9/9/2025 v.20.1

Earn rewards for product
reviews and publications.

Submit a publication at www.novusbio.com/publications

Submit a review at www.novusbio.com/reviews/destination/NBP2-24833



NBP2-24833

TLR12 Antibody - BSA Free

Product Information	
Unit Size	0.1 mg
Concentration	0.5 mg/ml
Storage	Store at 4C short term. Aliquot and store at -20C long term. Avoid freeze-thaw cycles.
Clonality	Polyclonal
Preservative	0.05% Sodium Azide
Isotype	IgG
Purity	Protein G purified
Buffer	PBS and 0.2% Gelatin

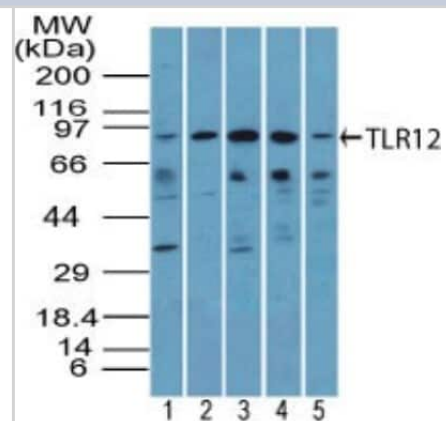
Product Description	
Description	Novus Biologicals Rabbit TLR12 Antibody - BSA Free (NBP2-24833) is a polyclonal antibody validated for use in WB and Flow. Anti-TLR12 Antibody: Cited in 2 publications. All Novus Biologicals antibodies are covered by our 100% guarantee.
Host	Rabbit
Gene ID	100131451
Gene Symbol	TLR12P
Species	Mouse, Rat
Immunogen	This antibody was developed against a synthetic peptide corresponding to amino acids of 743-756 (RVWLQGLRGKGDKG) of mouse TLR12.

Product Application Details	
Applications	Western Blot, Flow Cytometry, Flow (Intracellular)
Recommended Dilutions	Western Blot 1:100-1:2000, Flow Cytometry 1:10-1:1000, Flow (Intracellular)

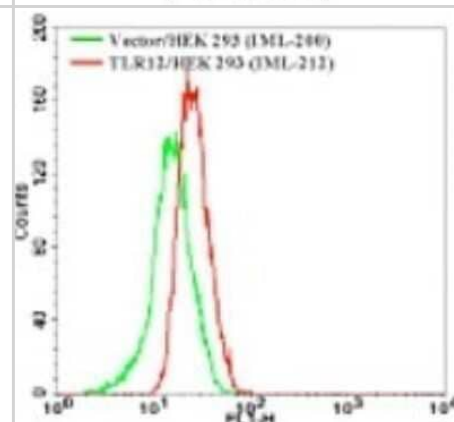


Images

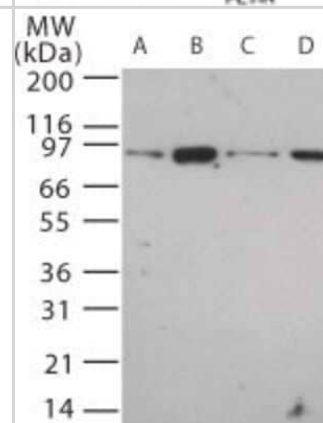
Western Blot: TLR12 Antibody [NBP2-24833] - Analysis of TLR12 in male rat reproductive tissue: 1) whole testis, 2) caput, 3) corpus, 4) cauda and 5) vas deferens using this antibody at 4 ug/ml.



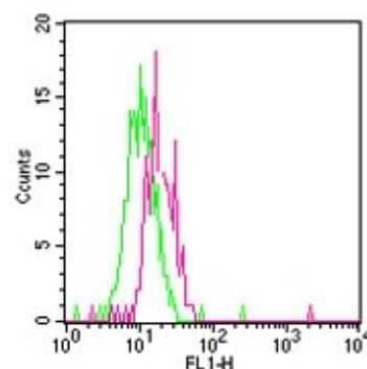
Flow (Intracellular): TLR12 Antibody [NBP2-24833] - Analysis using the FITC conjugate of NBP2-24833. Staining of TLR12 in the TLR12 table cell line using this antibody at 1 ug/10⁶ cells (green represents vector control, red represents TLR12 antibody).



Western Blot: TLR12 Antibody [NBP2-24833] - Analysis of TLR12 in 20 ug/lane of mouse (A) brain, (B) heart, (C) small intestine, (D) kidney tissue lysate using this antibody at 5 ug/ml.



Flow Cytometry: TLR12 Antibody [NBP2-24833] - Analysis using the FITC conjugate of NBP2-24833. Staining of TLR12 in Balb/c mouse splenocytes using this antibody at 1 ug/10⁶ cells. Green represents rabbit IgG isotype control was used for this test.



Publications

Palladino M A, Johnson T A, Gupta R et al. Members of the Toll-like receptor family of innate immunity pattern-recognition receptors are abundant in the male rat reproductive tract. *Biol Reprod.* 2007-06-01 [PMID: 17314314] (WB, Rat)

Palladino Michael A, Savarese Michael A, Chapman Jessica L et al. Localization of Toll-like receptors on epididymal epithelial cells and spermatozoa. *Am J Reprod Immunol.* 2008-12-01 [PMID: 19032616]





Novus Biologicals USA

10730 E. Briarwood Avenue
Centennial, CO 80112
USA
Phone: 303.730.1950
Toll Free: 1.888.506.6887
Fax: 303.730.1966
nb-customerservice@bio-techne.com

Bio-Techne Canada

21 Canmotor Ave
Toronto, ON M8Z 4E6
Canada
Phone: 905.827.6400
Toll Free: 855.668.8722
Fax: 905.827.6402
canada.inquires@bio-techne.com

Bio-Techne Ltd

19 Barton Lane
Abingdon Science Park
Abingdon, OX14 3NB, United Kingdom
Phone: (44) (0) 1235 529449
Free Phone: 0800 37 34 15
Fax: (44) (0) 1235 533420
info.EMEA@bio-techne.com

General Contact Information

www.novusbio.com
Technical Support: nb-technical@bio-techne.com
Orders: nb-customerservice@bio-techne.com
General: novus@novusbio.com

Products Related to NBP2-24833

NBP2-33376H	Blue Marker Antibody (6F4-F6) [HRP]
HAF008	Goat anti-Rabbit IgG Secondary Antibody [HRP]
NB7160	Goat anti-Rabbit IgG (H+L) Secondary Antibody [HRP]
NBP2-24891	Rabbit IgG Isotype Control

Limitations

This product is for research use only and is not approved for use in humans or in clinical diagnosis. Primary Antibodies are guaranteed for 1 year from date of receipt.

For more information on our 100% guarantee, please visit www.novusbio.com/guarantee

Earn gift cards/discounts by submitting a review: www.novusbio.com/reviews/submit/NBP2-24833

Earn gift cards/discounts by submitting a publication using this product:
www.novusbio.com/publications

