

Product Datasheet

eIF4A1 Antibody NBP2-24632

Unit Size: 0.1 mg

Store at 4C short term. Aliquot and store at -20C long term. Avoid freeze-thaw cycles.

www.novusbio.com



technical@novusbio.com

Publications: 2

Protocols, Publications, Related Products, Reviews, Research Tools and Images at:
www.novusbio.com/NBP2-24632

Updated 9/9/2025 v.20.1

Earn rewards for product
reviews and publications.

Submit a publication at www.novusbio.com/publications

Submit a review at www.novusbio.com/reviews/destination/NBP2-24632



NBP2-24632

eIF4A1 Antibody

Product Information	
Unit Size	0.1 mg
Concentration	0.5 mg/ml
Storage	Store at 4C short term. Aliquot and store at -20C long term. Avoid freeze-thaw cycles.
Clonality	Polyclonal
Preservative	0.05% Sodium Azide
Isotype	IgG
Purity	Protein A purified
Buffer	PBS and 0.05% BSA

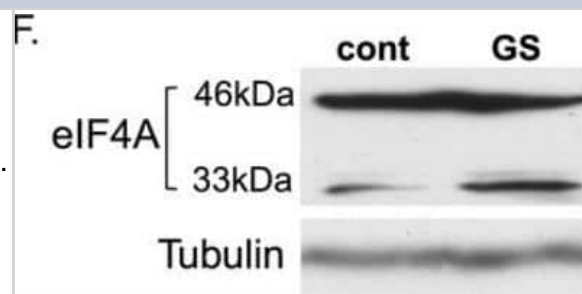
Product Description	
Description	Novus Biologicals Rabbit eIF4A1 Antibody (NBP2-24632) is a polyclonal antibody validated for use in IHC and WB. Anti-eIF4A1 Antibody: Cited in 2 publications. All Novus Biologicals antibodies are covered by our 100% guarantee.
Host	Rabbit
Gene ID	1973
Gene Symbol	EIF4A1
Species	Human, Mouse, Rat, Canine, Chicken, Primate
Reactivity Notes	Zebrafish (88%).
Immunogen	A portion of amino acid 350-400 of human eIF4A1 was used as the immunogen.

Product Application Details	
Applications	Western Blot, Immunohistochemistry-Paraffin, Immunohistochemistry
Recommended Dilutions	Western Blot 0.25-1.0 ug/ml, Immunohistochemistry, Immunohistochemistry-Paraffin 5 ug/ml

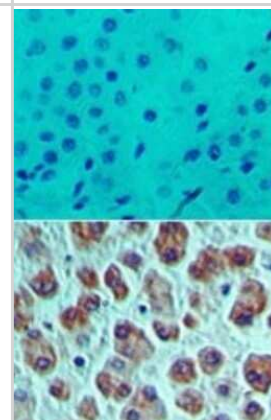


Images


Western Blot: eIF4A1 Antibody [NBP2-24632] - Representative immunoblot of total lysate of MEFs with eIF4A (C-terminal epitope) and Tubulin antibodies in control and GS (glucose starvation). Image collected and cropped by CiteAb from the following publication (<https://elifesciences.org/articles/21907>) licensed under a CC-BY license.



Immunohistochemistry-Paraffin: eIF4A1 Antibody [NBP2-24632] - Analysis of eIF4A1 in human liver tissue using an isotype control (top) and this antibody (bottom) at 5 ug/ml.



Western Blot: eIF4A1 Antibody [NBP2-24632] - Analysis of eIF4A1 in K562 cell lysate in the 1) absence and 2) presence of immunizing peptide, and 3) RAW cell lysate in the absence of immunizing peptide using NBP2-24632 at 0.25 ug/ml.



Publications

Haimov O, Sehrawat U, Tamarkin-Ben Harush A et al. Dynamic interactions of eIF4G1 with eIF4E and eIF1 underlie scanning dependent and independent translation. *Mol. Cell. Biol.* 2018-07-09 [PMID: 29987188] (WB, Human)

Tamarkin-Ben-Harush A, Vasseur JJ, Debart F et al. Cap-proximal nucleotides via differential eIF4E binding and alternative promoter usage mediate translational response to energy stress. *Elife.* 2017-02-08 [PMID: 28177284] (WB, Mouse)



Novus Biologicals USA

10730 E. Briarwood Avenue
Centennial, CO 80112
USA
Phone: 303.730.1950
Toll Free: 1.888.506.6887
Fax: 303.730.1966
nb-customerservice@bio-techne.com

Bio-Techne Canada

21 Canmotor Ave
Toronto, ON M8Z 4E6
Canada
Phone: 905.827.6400
Toll Free: 855.668.8722
Fax: 905.827.6402
canada.inquires@bio-techne.com

Bio-Techne Ltd

19 Barton Lane
Abingdon Science Park
Abingdon, OX14 3NB, United Kingdom
Phone: (44) (0) 1235 529449
Free Phone: 0800 37 34 15
Fax: (44) (0) 1235 533420
info.EMEA@bio-techne.com

General Contact Information

www.novusbio.com
Technical Support: nb-technical@bio-techne.com
Orders: nb-customerservice@bio-techne.com
General: novus@novusbio.com

Products Related to NBP2-24632

NBP2-33376H	Blue Marker Antibody (6F4-F6) [HRP]
HAF008	Goat anti-Rabbit IgG Secondary Antibody [HRP]
NB7160	Goat anti-Rabbit IgG (H+L) Secondary Antibody [HRP]
NBP2-24891	Rabbit IgG Isotype Control

Limitations

This product is for research use only and is not approved for use in humans or in clinical diagnosis. Primary Antibodies are guaranteed for 1 year from date of receipt.

For more information on our 100% guarantee, please visit www.novusbio.com/guarantee

Earn gift cards/discounts by submitting a review: www.novusbio.com/reviews/submit/NBP2-24632

Earn gift cards/discounts by submitting a publication using this product:
www.novusbio.com/publications

