

Product Datasheet

beta-Arrestin 2 Antibody - BSA Free NBP2-24569

Unit Size: 0.1 mg

Store at -20C. Avoid freeze-thaw cycles.

www.novusbio.com



technical@novusbio.com

Reviews: 1 Publications: 2

Protocols, Publications, Related Products, Reviews, Research Tools and Images at:
www.novusbio.com/NBP2-24569

Updated 9/9/2025 v.20.1

**Earn rewards for product
reviews and publications.**

Submit a publication at www.novusbio.com/publications

Submit a review at www.novusbio.com/reviews/destination/NBP2-24569



NBP2-24569

beta-Arrestin 2 Antibody - BSA Free

Product Information	
Unit Size	0.1 mg
Concentration	1.0 mg/ml
Storage	Store at -20C. Avoid freeze-thaw cycles.
Clonality	Polyclonal
Preservative	0.05% Sodium Azide
Isotype	IgG
Purity	Immunogen affinity purified
Buffer	PBS


Product Description	
Description	Novus Biologicals Rabbit beta-Arrestin 2 Antibody - BSA Free (NBP2-24569) is a polyclonal antibody validated for use in IHC, WB and Simple Western. Anti-beta-Arrestin 2 Antibody: Cited in 2 publications. All Novus Biologicals antibodies are covered by our 100% guarantee.
Host	Rabbit
Gene ID	409
Gene Symbol	ARRB2
Species	Human, Mouse, Rat, Bovine, Canine, Chicken, Equine, Primate, Xenopus, Zebrafish
Reactivity Notes	Chimpanzee, platypus, opssoum, boar (100%), Tetradon (94%).
Immunogen	A peptide sequence corresponding to an area between amino acids 1 and 50 of human ARRB2 was used as the immunogen for the antibody, Gen Bank no. gb:ABG47460.1.

Product Application Details	
Applications	Western Blot, Simple Western, Immunohistochemistry-Paraffin, Immunohistochemistry
Recommended Dilutions	Western Blot 0.25 - 0.5 ug/mL, Simple Western 1:100, Immunohistochemistry, Immunohistochemistry-Paraffin 5 ug/mL
Application Notes	In Simple Western only 10 - 15 uL of the recommended dilution is used per data point. See Simple Western Antibody Database for Simple Western validation: Tested in Jurkat lysate 0.5 mg/mL, separated by Size, antibody dilution of 1:100, apparent MW was 54 kDa



Images

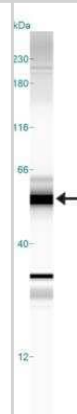
Western Blot: beta-Arrestin 2 Antibody [NBP2-24569] - Analysis of ARRB2 in HUVEC cell lysate in the 1) absence and 2) presence of immunizing peptide using ARRB2 antibody at 0.25 ug/mL. Goat anti-rabbit Ig HRP secondary antibody and PicoTect ECL substrate solution were used.



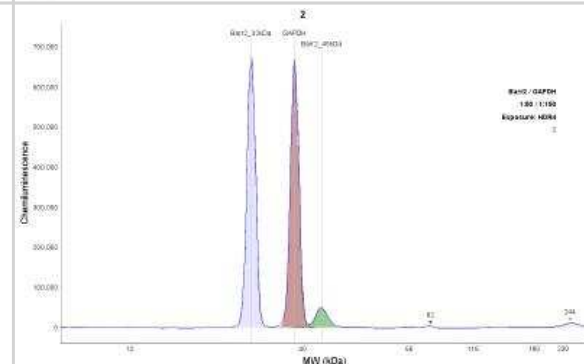
Immunohistochemistry-Paraffin: beta-Arrestin 2 Antibody [NBP2-24569] - Human thyroid tissue stained with ARRB2 antibody at 5 ug/mL. Staining of formalin-fixed tissues is enhanced by boiling tissue sections in 10 mM sodium citrate buffer, pH 6.0 for 10-20 min followed by cooling at RT for 20 min.



Simple Western: beta-Arrestin 2 Antibody [NBP2-24569] - Simple Western lane view shows a specific band for beta Arrestin in 0.5 mg/mL of Jurkat lysate. This experiment was performed under reducing conditions using the 12-230 kDa separation system.



Simple Western: beta-Arrestin 2 Antibody [NBP2-24569] - Beta-arrestin antibody detects 2 peaks at 32 and 45 kDa using Simple Western. Traditional size of beta-arrestin 2 is ~55 kDa. Image from verified customer review.



Publications

Nogueras-Ortiz C, Roman-Vendrell C, Mateo-Semidey GE et al. Retromer stops beta-arrestin 1 mediated signaling from internalized cannabinoid 2 receptors. *Mol. Biol. Cell.* 2017-09-27 [PMID: 28954865]

Wang W, Li Y, Qu X et al. MiR-365-3p is Involved in IL17-Mediated Asthma in Mouse Model *Front Immunol* 2022-08-12 [PMID: 35958620]





Novus Biologicals USA

10730 E. Briarwood Avenue
Centennial, CO 80112
USA
Phone: 303.730.1950
Toll Free: 1.888.506.6887
Fax: 303.730.1966
nb-customerservice@bio-techne.com

Bio-Techne Canada

21 Canmotor Ave
Toronto, ON M8Z 4E6
Canada
Phone: 905.827.6400
Toll Free: 855.668.8722
Fax: 905.827.6402
canada.inquires@bio-techne.com

Bio-Techne Ltd

19 Barton Lane
Abingdon Science Park
Abingdon, OX14 3NB, United Kingdom
Phone: (44) (0) 1235 529449
Free Phone: 0800 37 34 15
Fax: (44) (0) 1235 533420
info.EMEA@bio-techne.com

General Contact Information

www.novusbio.com
Technical Support: nb-technical@bio-techne.com
Orders: nb-customerservice@bio-techne.com
General: novus@novusbio.com

Products Related to NBP2-24569

NBP2-33376H	Blue Marker Antibody (6F4-F6) [HRP]
HAF008	Goat anti-Rabbit IgG Secondary Antibody [HRP]
NB7160	Goat anti-Rabbit IgG (H+L) Secondary Antibody [HRP]
NBP2-24891	Rabbit IgG Isotype Control

Limitations

This product is for research use only and is not approved for use in humans or in clinical diagnosis. Primary Antibodies are guaranteed for 1 year from date of receipt.

For more information on our 100% guarantee, please visit www.novusbio.com/guarantee

Earn gift cards/discounts by submitting a review: www.novusbio.com/reviews/submit/NBP2-24569

Earn gift cards/discounts by submitting a publication using this product:
www.novusbio.com/publications

