

Product Datasheet

MUC13 Antibody - BSA Free

NBP2-24566

Unit Size: 0.1 mg

Store at 4C short term. Aliquot and store at -20C long term. Avoid freeze-thaw cycles.

www.novusbio.com



technical@novusbio.com

Publications: 1

Protocols, Publications, Related Products, Reviews, Research Tools and Images at:
www.novusbio.com/NBP2-24566

Updated 9/9/2025 v.20.1

Earn rewards for product
reviews and publications.

Submit a publication at www.novusbio.com/publications

Submit a review at www.novusbio.com/reviews/destination/NBP2-24566



NBP2-24566

MUC13 Antibody - BSA Free

Product Information	
Unit Size	0.1 mg
Concentration	1.0 mg/ml
Storage	Store at 4C short term. Aliquot and store at -20C long term. Avoid freeze-thaw cycles.
Clonality	Polyclonal
Preservative	0.05% Sodium Azide
Isotype	IgG
Purity	Immunogen affinity purified
Buffer	PBS

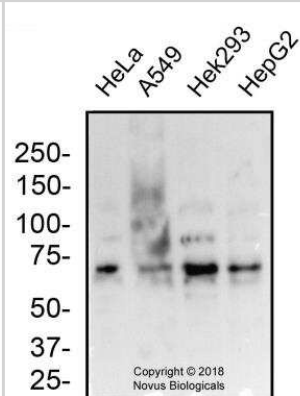
Product Description	
Description	Novus Biologicals Rabbit MUC13 Antibody - BSA Free (NBP2-24566) is a polyclonal antibody validated for use in IHC, WB and ICC/IF. Anti-MUC13 Antibody: Cited in 1 publication. All Novus Biologicals antibodies are covered by our 100% guarantee.
Host	Rabbit
Gene ID	56667
Gene Symbol	MUC13
Species	Human
Immunogen	A portion of amino acids 480-512 of human Mucin 13 was used as the immunogen.

Product Application Details	
Applications	Western Blot, Immunohistochemistry-Paraffin, Immunohistochemistry
Recommended Dilutions	Western Blot 0.25-0.50 ug/ml, Immunohistochemistry, Immunohistochemistry-Paraffin 5 ug/ml

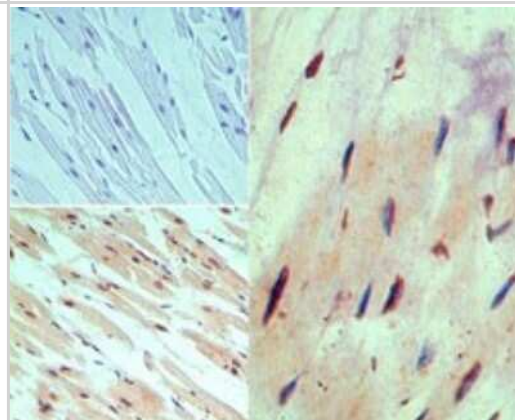


Images

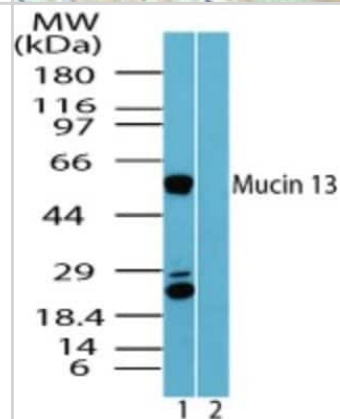
Western Blot: MUC13 Antibody [NBP2-24566] - Total protein from human, HeLa, A549, Hek293 and HepG2 cells was separated on a 7.5% gel by SDS-PAGE, transferred to PVDF membrane and blocked in 5% non-fat milk in TBST. The membrane was probed with 2.0 ug/ml anti-MUC13 in blocking buffer and detected with an anti-rabbit HRP secondary antibody using chemiluminescence.



Immunohistochemistry-Paraffin: MUC13 Antibody [NBP2-24566] - Analysis of Mucin 13 in formalin-fixed, paraffin-embedded human heart tissue using an isotype control (top left) and NBP2-24566 (bottom left, right) at 5 ug/ml.



Western Blot: MUC13 Antibody [NBP2-24566] - Analysis of Mucin 13 in human kidney lysate in the 1) absence and 2) presence of immunizing peptide using this antibody. 25 ug/ml.



Publications

Doxtater K, Tripathi MK, Sekhri R et al. MUC13 drives cancer aggressiveness and metastasis through the YAP1-dependent pathway Life science alliance 2023-12-01 [PMID: 37793774] (PLA, ICC/IF, Human)



Novus Biologicals USA

10730 E. Briarwood Avenue
Centennial, CO 80112
USA
Phone: 303.730.1950
Toll Free: 1.888.506.6887
Fax: 303.730.1966
nb-customerservice@bio-techne.com

Bio-Techne Canada

21 Canmotor Ave
Toronto, ON M8Z 4E6
Canada
Phone: 905.827.6400
Toll Free: 855.668.8722
Fax: 905.827.6402
canada.inquires@bio-techne.com

Bio-Techne Ltd

19 Barton Lane
Abingdon Science Park
Abingdon, OX14 3NB, United Kingdom
Phone: (44) (0) 1235 529449
Free Phone: 0800 37 34 15
Fax: (44) (0) 1235 533420
info.EMEA@bio-techne.com

General Contact Information

www.novusbio.com
Technical Support: nb-technical@bio-techne.com
Orders: nb-customerservice@bio-techne.com
General: novus@novusbio.com

Products Related to NBP2-24566

NBP2-33376H	Blue Marker Antibody (6F4-F6) [HRP]
HAF008	Goat anti-Rabbit IgG Secondary Antibody [HRP]
NB7160	Goat anti-Rabbit IgG (H+L) Secondary Antibody [HRP]
NBP2-24891	Rabbit IgG Isotype Control

Limitations

This product is for research use only and is not approved for use in humans or in clinical diagnosis. Primary Antibodies are guaranteed for 1 year from date of receipt.

For more information on our 100% guarantee, please visit www.novusbio.com/guarantee

Earn gift cards/discounts by submitting a review: www.novusbio.com/reviews/submit/NBP2-24566

Earn gift cards/discounts by submitting a publication using this product:
www.novusbio.com/publications

