

Product Datasheet

hnRNP K Antibody NBP2-24531

Unit Size: 0.1 mg

Store at -20C. Avoid freeze-thaw cycles.

www.novusbio.com



technical@novusbio.com

Reviews: 1 Publications: 1

Protocols, Publications, Related Products, Reviews, Research Tools and Images at:
www.novusbio.com/NBP2-24531

Updated 9/9/2025 v.20.1

**Earn rewards for product
reviews and publications.**

Submit a publication at www.novusbio.com/publications

Submit a review at www.novusbio.com/reviews/destination/NBP2-24531



NBP2-24531

hnRNP K Antibody

Product Information	
Unit Size	0.1 mg
Concentration	0.5 mg/ml
Storage	Store at -20C. Avoid freeze-thaw cycles.
Clonality	Polyclonal
Preservative	0.05% Sodium Azide
Isotype	IgG
Purity	Immunogen affinity purified
Buffer	PBS and 0.05% BSA

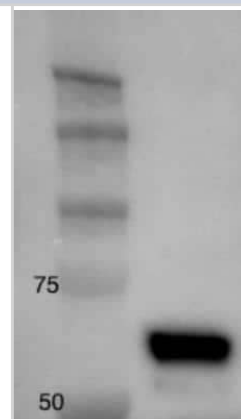
Product Description	
Description	Novus Biologicals Rabbit hnRNP K Antibody (NBP2-24531) is a polyclonal antibody validated for use in IHC and WB. Anti-hnRNP K Antibody: Cited in 1 publication. All Novus Biologicals antibodies are covered by our 100% guarantee.
Host	Rabbit
Gene ID	3190
Gene Symbol	HNRNPK
Species	Human, Mouse, Rat, Opossum, Primate
Reactivity Notes	Immunogen displays the following percentage of sequence identity for non-tested species: Chicken (86%) and Opossum (86%).
Immunogen	A portion of amino acid 1 to 50 of human hnRNPK was used as immunogen for the antibody.

Product Application Details	
Applications	Western Blot, Immunohistochemistry-Paraffin, Immunohistochemistry
Recommended Dilutions	Western Blot 2-5 ug/ml. Use reported by customer review, Immunohistochemistry, Immunohistochemistry-Paraffin 5-10 ug/ml

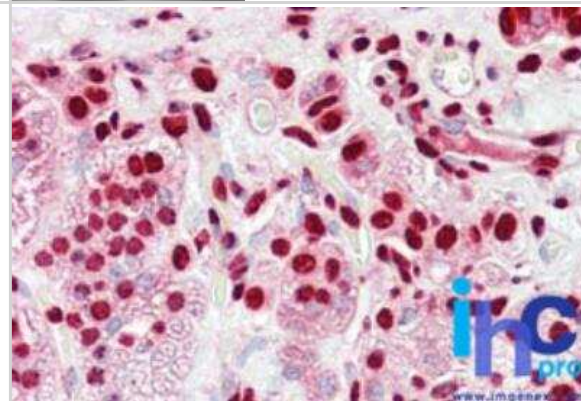


Images

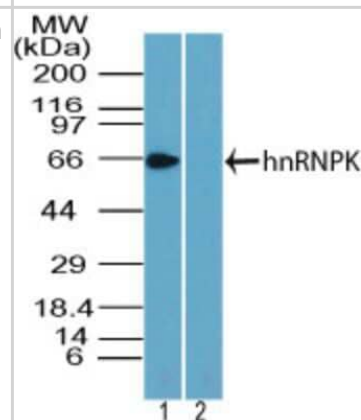
Western Blot: hnRNP K Antibody [NBP2-24531] - Analysis in HeLa nuclear Extracts.



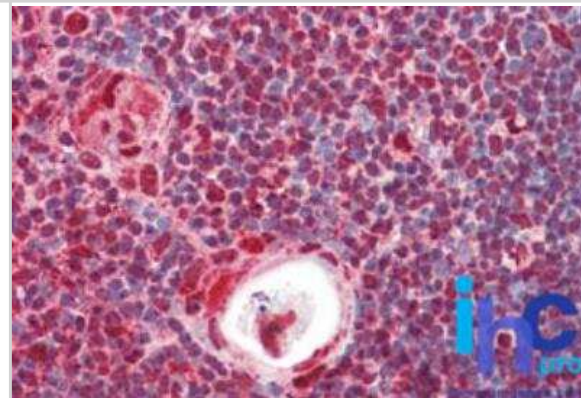
Immunohistochemistry-Paraffin: hnRNP K Antibody [NBP2-24531] - Formalin-fixed, paraffin-embedded human adrenal tissue probed with hnRNPK antibody at 5 ug/ml.



Western Blot: hnRNP K Antibody [NBP2-24531] - Analysis of hnRNPK in K562 cell lysate in the 1) absence and 2) presence of immunizing peptide using this antibody. Goat anti-rabbit Ig HRP secondary antibody and PicoTect ECL substrate solution were used for this experiment.



Immunohistochemistry-Paraffin: hnRNP K Antibody [NBP2-24531] - Formalin-fixed, paraffin-embedded human thymus probed with hnRNPK antibody at 5 ug/ml.



Publications

Meredith E K, Balas M M et al. An RNA matchmaker protein regulates the activity of the long noncoding RNA HOTAIR. RNA 2016-01-07 [PMID: 27146324] (WB, Human)



Novus Biologicals USA

10730 E. Briarwood Avenue
Centennial, CO 80112
USA
Phone: 303.730.1950
Toll Free: 1.888.506.6887
Fax: 303.730.1966
nb-customerservice@bio-techne.com

Bio-Techne Canada

21 Canmotor Ave
Toronto, ON M8Z 4E6
Canada
Phone: 905.827.6400
Toll Free: 855.668.8722
Fax: 905.827.6402
canada.inquires@bio-techne.com

Bio-Techne Ltd

19 Barton Lane
Abingdon Science Park
Abingdon, OX14 3NB, United Kingdom
Phone: (44) (0) 1235 529449
Free Phone: 0800 37 34 15
Fax: (44) (0) 1235 533420
info.EMEA@bio-techne.com

General Contact Information

www.novusbio.com
Technical Support: nb-technical@bio-techne.com
Orders: nb-customerservice@bio-techne.com
General: novus@novusbio.com

Products Related to NBP2-24531

NBP2-33376H	Blue Marker Antibody (6F4-F6) [HRP]
HAF008	Goat anti-Rabbit IgG Secondary Antibody [HRP]
NB7160	Goat anti-Rabbit IgG (H+L) Secondary Antibody [HRP]
NBP2-24891	Rabbit IgG Isotype Control

Limitations

This product is for research use only and is not approved for use in humans or in clinical diagnosis. Primary Antibodies are guaranteed for 1 year from date of receipt.

For more information on our 100% guarantee, please visit www.novusbio.com/guarantee

Earn gift cards/discounts by submitting a review: www.novusbio.com/reviews/submit/NBP2-24531

Earn gift cards/discounts by submitting a publication using this product:
www.novusbio.com/publications

