

Product Datasheet

PACSIN2 Antibody - BSA Free NBP2-24481

Unit Size: 0.1 mg

Store at 4C short term. Aliquot and store at -20C long term. Avoid freeze-thaw cycles.

www.novusbio.com



technical@novusbio.com

Protocols, Publications, Related Products, Reviews, Research Tools and Images at:
www.novusbio.com/NBP2-24481

Updated 9/9/2025 v.20.1

Earn rewards for product
reviews and publications.

Submit a publication at www.novusbio.com/publications

Submit a review at www.novusbio.com/reviews/destination/NBP2-24481



NBP2-24481

PACSIN2 Antibody - BSA Free

Product Information	
Unit Size	0.1 mg
Concentration	0.5 mg/ml
Storage	Store at 4C short term. Aliquot and store at -20C long term. Avoid freeze-thaw cycles.
Clonality	Polyclonal
Preservative	0.05% Sodium Azide
Isotype	IgG
Purity	Immunogen affinity purified
Buffer	PBS and 0.2% Gelatin

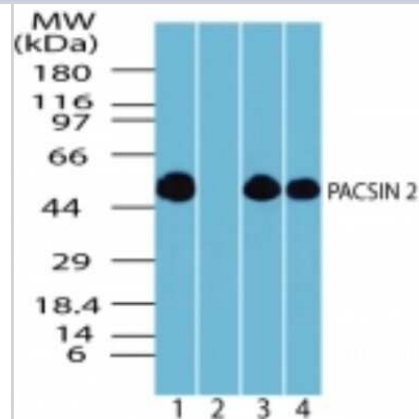
Product Description	
Description	Novus Biologicals Rabbit PACSIN2 Antibody - BSA Free (NBP2-24481) is a polyclonal antibody validated for use in IHC and WB. All Novus Biologicals antibodies are covered by our 100% guarantee.
Host	Rabbit
Gene ID	11252
Gene Symbol	PACSIN2
Species	Human, Primate, Xenopus
Immunogen	A portion of amino acids 400-450 of human PACSIN2 was used as the immunogen

Product Application Details	
Applications	Western Blot, Immunohistochemistry-Paraffin, Immunohistochemistry
Recommended Dilutions	Western Blot 0.02-1 ug/ml, Immunohistochemistry, Immunohistochemistry-Paraffin 10 ug/ml

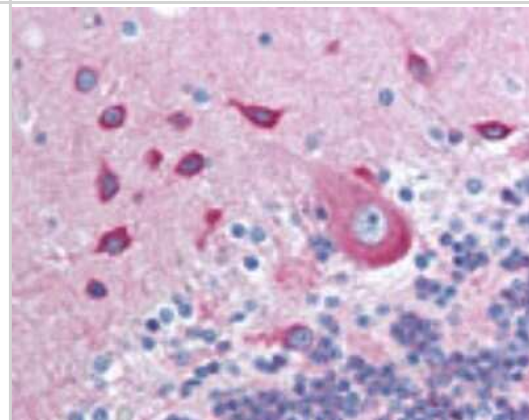


Images

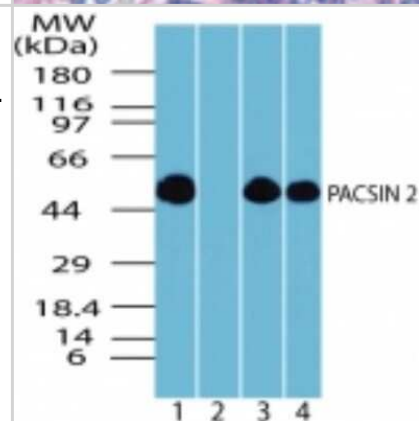
Western Blot: PACSIN2 Antibody [NBP2-24481] - Analysis of PACSIN2 in human brain lysate in the 1) absence and 2) presence of immunizing peptide, 3) mouse brain lysate and 4) rat brain lysate using NBP2-24481 at 0.05 ug/ml.



Immunohistochemistry-Paraffin: PACSIN2 Antibody [NBP2-24481] - analysis of human brain, cerebellum using this antibody at 10 ug/ml.



Western Blot: PACSIN2 Antibody [NBP2-24481] - analysis of PACSIN2 in human brain lysate in the 1) absence and 2) presence of immunizing peptide, 3) mouse brain lysate and 4) rat brain lysate using this antibody. 05 ug/ml.





Novus Biologicals USA

10730 E. Briarwood Avenue
Centennial, CO 80112
USA
Phone: 303.730.1950
Toll Free: 1.888.506.6887
Fax: 303.730.1966
nb-customerservice@bio-techne.com

Bio-Techne Canada

21 Canmotor Ave
Toronto, ON M8Z 4E6
Canada
Phone: 905.827.6400
Toll Free: 855.668.8722
Fax: 905.827.6402
canada.inquires@bio-techne.com

Bio-Techne Ltd

19 Barton Lane
Abingdon Science Park
Abingdon, OX14 3NB, United Kingdom
Phone: (44) (0) 1235 529449
Free Phone: 0800 37 34 15
Fax: (44) (0) 1235 533420
info.EMEA@bio-techne.com

General Contact Information

www.novusbio.com
Technical Support: nb-technical@bio-techne.com
Orders: nb-customerservice@bio-techne.com
General: novus@novusbio.com

Products Related to NBP2-24481

NBP2-33376H	Blue Marker Antibody (6F4-F6) [HRP]
HAF008	Goat anti-Rabbit IgG Secondary Antibody [HRP]
NB7160	Goat anti-Rabbit IgG (H+L) Secondary Antibody [HRP]
NBP2-24891	Rabbit IgG Isotype Control

Limitations

This product is for research use only and is not approved for use in humans or in clinical diagnosis. Primary Antibodies are guaranteed for 1 year from date of receipt.

For more information on our 100% guarantee, please visit www.novusbio.com/guarantee

Earn gift cards/discounts by submitting a review: www.novusbio.com/reviews/submit/NBP2-24481

Earn gift cards/discounts by submitting a publication using this product:
www.novusbio.com/publications

