

Product Datasheet

SUMO2/3 Antibody (10F1) - BSA Free NBP2-22546

Unit Size: 0.1 ml

Store at 4C short term. Aliquot and store at -20C long term. Avoid freeze-thaw cycles.

www.novusbio.com



technical@novusbio.com

Protocols, Publications, Related Products, Reviews, Research Tools and Images at:
www.novusbio.com/NBP2-22546

Updated 9/9/2025 v.20.1

Earn rewards for product
reviews and publications.

Submit a publication at www.novusbio.com/publications

Submit a review at www.novusbio.com/reviews/destination/NBP2-22546



NBP2-22546

SUMO2/3 Antibody (10F1) - BSA Free

Product Information	
Unit Size	0.1 ml
Concentration	1 mg/ml
Storage	Store at 4C short term. Aliquot and store at -20C long term. Avoid freeze-thaw cycles.
Clonality	Monoclonal
Clone	10F1
Preservative	0.02% Sodium Azide
Isotype	IgG2b Kappa
Purity	Protein G purified
Buffer	PBS (pH 7.4), 10% Glycerol


Product Description	
Description	Novus Biologicals Mouse SUMO2/3 Antibody (10F1) - BSA Free (NBP2-22546) is a monoclonal antibody validated for use in IHC, WB, ELISA, Flow and ICC/IF. All Novus Biologicals antibodies are covered by our 100% guarantee.
Host	Mouse
Gene ID	6613
Gene Symbol	SUMO2
Species	Human
Immunogen	Recombinant human SUMO2/3 (1-93aa) purified from E.coli

Product Application Details	
Applications	Western Blot, Immunohistochemistry-Paraffin, ELISA, Flow Cytometry, Immunocytochemistry/ Immunofluorescence, Immunohistochemistry
Recommended Dilutions	Western Blot 1:500, Flow Cytometry, ELISA 1:100-1:2000, Immunohistochemistry 1:50, Immunocytochemistry/ Immunofluorescence 1:500, Immunohistochemistry-Paraffin

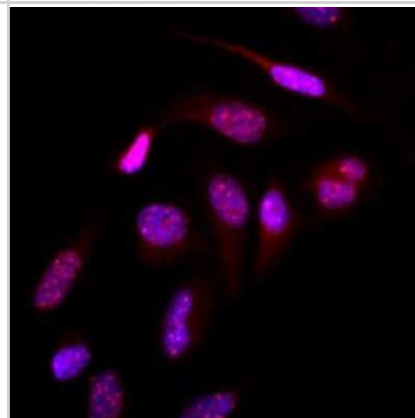


Images

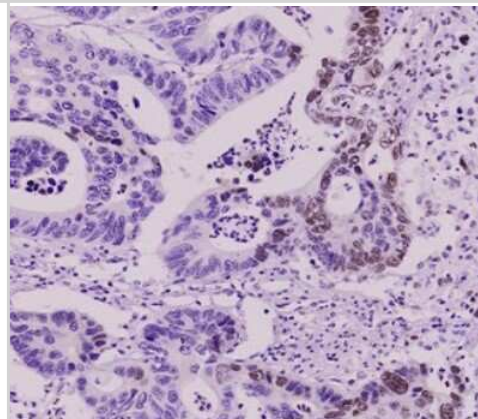
Western Blot: SUMO2/3 Antibody (10F1) [NBP2-22546] - Cell lysates of HeLa (35ug) and recombinant proteins (10ng) were resolved by SDS-PAGE, transferred to PVDF membrane and probed with anti-human SUMO2/3 (1:500). Proteins were visualized using a goat anti-mouse secondary antibody conjugated to HRP and an ECL detection system.



Immunocytochemistry/Immunofluorescence: SUMO2/3 Antibody (10F1) [NBP2-22546] - Immunofluorescence of human HeLa cells stained with Hoechst 3342 (Blue) for nucleus staining and monoclonal anti-human SUMO2/3 antibody (1:500) with Texas Red (Red).



Immunohistochemistry-Paraffin: SUMO2/3 Antibody (10F1) [NBP2-22546] - Paraffin embedded sections of colorectal cancer tissue were incubated with anti-human SUMO2/3 antibody (1:50) for 2 hours at room temperature. Antigen retrieval was performed in 0.1M sodium citrate buffer and detected using Diaminobenzidine (DAB).





Novus Biologicals USA

10730 E. Briarwood Avenue
Centennial, CO 80112
USA
Phone: 303.730.1950
Toll Free: 1.888.506.6887
Fax: 303.730.1966
nb-customerservice@bio-techne.com

Bio-Techne Canada

21 Canmotor Ave
Toronto, ON M8Z 4E6
Canada
Phone: 905.827.6400
Toll Free: 855.668.8722
Fax: 905.827.6402
canada.inquires@bio-techne.com

Bio-Techne Ltd

19 Barton Lane
Abingdon Science Park
Abingdon, OX14 3NB, United Kingdom
Phone: (44) (0) 1235 529449
Free Phone: 0800 37 34 15
Fax: (44) (0) 1235 533420
info.EMEA@bio-techne.com

General Contact Information

www.novusbio.com
Technical Support: nb-technical@bio-techne.com
Orders: nb-customerservice@bio-techne.com
General: novus@novusbio.com

Products Related to NBP2-22546

NBP2-33376H	Blue Marker Antibody (6F4-F6) [HRP]
HAF007	Goat anti-Mouse IgG Secondary Antibody [HRP]
NB7539	Goat anti-Mouse IgG (H+L) Secondary Antibody [HRP]
NBP1-43317-0.5mg	Mouse IgG2b Kappa Light Chain Isotype Control (MG2b)

Limitations

This product is for research use only and is not approved for use in humans or in clinical diagnosis. Primary Antibodies are guaranteed for 1 year from date of receipt.

For more information on our 100% guarantee, please visit www.novusbio.com/guarantee

Earn gift cards/discounts by submitting a review: www.novusbio.com/reviews/submit/NBP2-22546

Earn gift cards/discounts by submitting a publication using this product:
www.novusbio.com/publications

