

Product Datasheet

RUNX3/CBFA3 Antibody (2B10E8) - BSA Free NBP2-22391

Unit Size: 0.1 mg

Store at 4C short term. Aliquot and store at -20C long term. Avoid freeze-thaw cycles.

www.novusbio.com



technical@novusbio.com

Protocols, Publications, Related Products, Reviews, Research Tools and Images at:
www.novusbio.com/NBP2-22391

Updated 9/9/2025 v.20.1

**Earn rewards for product
reviews and publications.**

Submit a publication at www.novusbio.com/publications

Submit a review at www.novusbio.com/reviews/destination/NBP2-22391



NBP2-22391**RUNX3/CBFA3 Antibody (2B10E8) - BSA Free**

Product Information	
Unit Size	0.1 mg
Concentration	1.0 mg/ml
Storage	Store at 4C short term. Aliquot and store at -20C long term. Avoid freeze-thaw cycles.
Clonality	Monoclonal
Clone	2B10E8
Preservative	0.05% Sodium Azide
Isotype	IgG2b Kappa
Purity	Protein G purified
Buffer	PBS


Product Description	
Description	Novus Biologicals Mouse RUNX3/CBFA3 Antibody (2B10E8) - BSA Free (NBP2-22391) is a monoclonal antibody validated for use in IHC, WB and Flow. All Novus Biologicals antibodies are covered by our 100% guarantee.
Host	Mouse
Gene ID	864
Gene Symbol	RUNX3
Species	Human
Immunogen	Amino acids 126-310 of human Runx3 were used as the immunogen for this antibody.

Product Application Details	
Applications	Western Blot, Immunohistochemistry-Paraffin, Flow Cytometry, Immunohistochemistry
Recommended Dilutions	Western Blot 0.5-2 ug/ml, Flow Cytometry 0.25-1 ug/10 ⁶ cells, Immunohistochemistry 1:10-1:500, Immunohistochemistry-Paraffin 3-5 ug/ml

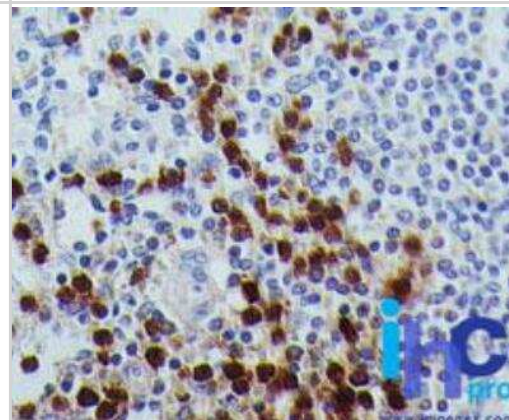


Images

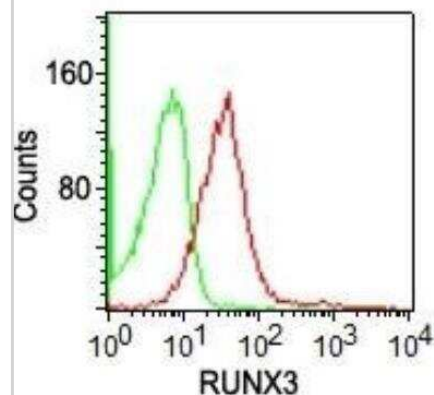
Western Blot: RUNX3/CBFA3 Antibody (2B10E8) [NBP2-22391] - Analysis of a partial recombinant Runx3 protein probed with Runx3 antibody at 0.5 ug/ml. goat anti-mouse Ig HRP secondary antibody and PicoTect ECL substrate solution were used for this test.



Immunohistochemistry-Paraffin: RUNX3/CBFA3 Antibody (2B10E8) [NBP2-22391] - Staining of normal human spleen tissue stained with Runx3 antibody (3 ug/ml), peroxidase-conjugate and DAB chromogen.



Flow Cytometry: RUNX3/CBFA3 Antibody (2B10E8) [NBP2-22391] - Intracellular flow analysis of human lymphocytes probed with Runx3 antibody (red) and isotype control (green) at 0.25 ug/10⁶ cells.





Novus Biologicals USA

10730 E. Briarwood Avenue
Centennial, CO 80112
USA
Phone: 303.730.1950
Toll Free: 1.888.506.6887
Fax: 303.730.1966
nb-customerservice@bio-techne.com

Bio-Techne Canada

21 Canmotor Ave
Toronto, ON M8Z 4E6
Canada
Phone: 905.827.6400
Toll Free: 855.668.8722
Fax: 905.827.6402
canada.inquires@bio-techne.com

Bio-Techne Ltd

19 Barton Lane
Abingdon Science Park
Abingdon, OX14 3NB, United Kingdom
Phone: (44) (0) 1235 529449
Free Phone: 0800 37 34 15
Fax: (44) (0) 1235 533420
info.EMEA@bio-techne.com

General Contact Information

www.novusbio.com
Technical Support: nb-technical@bio-techne.com
Orders: nb-customerservice@bio-techne.com
General: novus@novusbio.com

Products Related to NBP2-22391

NBP2-33376H	Blue Marker Antibody (6F4-F6) [HRP]
HAF007	Goat anti-Mouse IgG Secondary Antibody [HRP]
NB7539	Goat anti-Mouse IgG (H+L) Secondary Antibody [HRP]
NBP1-43317-0.5mg	Mouse IgG2b Kappa Light Chain Isotype Control (MG2b)

Limitations

This product is for research use only and is not approved for use in humans or in clinical diagnosis. Primary Antibodies are guaranteed for 1 year from date of receipt.

For more information on our 100% guarantee, please visit www.novusbio.com/guarantee

Earn gift cards/discounts by submitting a review: www.novusbio.com/reviews/submit/NBP2-22391

Earn gift cards/discounts by submitting a publication using this product:
www.novusbio.com/publications

