

Product Datasheet

SHISA3 Antibody - BSA Free NBP2-22340-0.1mg

Unit Size: 0.1 mg

Store at 4C short term. Aliquot and store at -20C long term. Avoid freeze-thaw cycles.

www.novusbio.com



technical@novusbio.com

Reviews: 1 Publications: 1

Protocols, Publications, Related Products, Reviews, Research Tools and Images at:
www.novusbio.com/NBP2-22340

Updated 9/9/2025 v.20.1

**Earn rewards for product
reviews and publications.**

Submit a publication at www.novusbio.com/publications

Submit a review at www.novusbio.com/reviews/destination/NBP2-22340



NBP2-22340-0.1mg

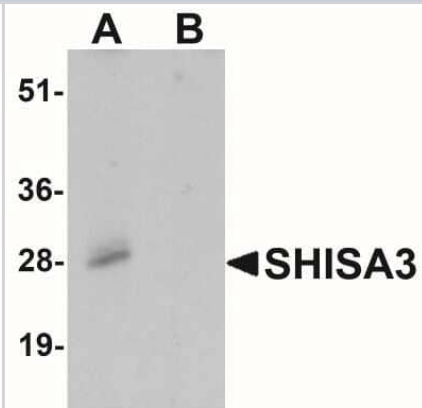
SHISA3 Antibody - BSA Free

Product Information	
Unit Size	0.1 mg
Concentration	1 mg/ml
Storage	Store at 4C short term. Aliquot and store at -20C long term. Avoid freeze-thaw cycles.
Clonality	Polyclonal
Preservative	0.02% Sodium Azide
Isotype	IgG
Purity	Peptide affinity purified
Buffer	PBS
Target Molecular Weight	28 kDa
Product Description	
Description	Novus Biologicals Rabbit SHISA3 Antibody - BSA Free (NBP2-22340) is a polyclonal antibody validated for use in IHC, WB, ELISA and ICC/IF. Anti-SHISA3 Antibody: Cited in 1 publication. All Novus Biologicals antibodies are covered by our 100% guarantee.
Host	Rabbit
Gene ID	152573
Gene Symbol	SHISA3
Species	Human, Mouse, Rat
Specificity/Sensitivity	SHISA3 antibody is predicted to not cross-react with other SHISA protein family members.
Immunogen	Antibody was raised against a 15 amino acid peptide near the center of human SHISA3 . The immunogen is located within amino acids 120 - 170 of SHISA3. Amino Acid Squence: AAQPIRFSLRSYQTETL
Product Application Details	
Applications	Western Blot, Immunohistochemistry-Paraffin, ELISA, Immunocytochemistry/Immunofluorescence, Immunohistochemistry
Recommended Dilutions	Western Blot 1 ug/ml, ELISA 1:100-1:2000, Immunohistochemistry 1:10-1:500, Immunocytochemistry/ Immunofluorescence 20 ug/ml, Immunohistochemistry-Paraffin 1:10-1:500

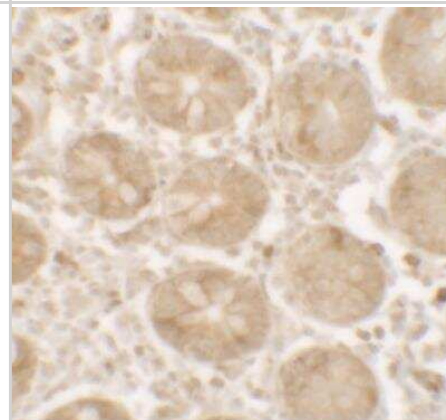


Images

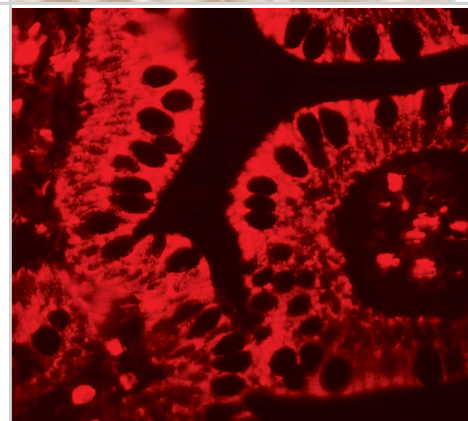
Western Blot: SHISA3 Antibody [NBP2-22340] - Analysis SHISA3 in human small intestine Tissue lysate with SHISA3 antibody at 1 ug/mL in (A) the absence and (B) the presence of blocking peptide.



Immunohistochemistry: SHISA3 Antibody [NBP2-22340] - SHISA3 in human small intestine tissue with SHISA3 antibody at 2.5 ug/ml.



Immunocytochemistry/ Immunofluorescence: SHISA3 Antibody - BSA Free [NBP2-22340] - Immunofluorescence of SHISA3 in human small intestine tissue with SHISA3 antibody at 20 ug/ml.



Publications

Muhl L, Mocchi G, Pietilä R et al. A single-cell transcriptomic inventory of murine smooth muscle cells *Developmental cell* 2022-10-24 [PMID: 36283392] (IF/IHC, Mouse)



Novus Biologicals USA

10730 E. Briarwood Avenue
Centennial, CO 80112
USA
Phone: 303.730.1950
Toll Free: 1.888.506.6887
Fax: 303.730.1966
nb-customerservice@bio-techne.com

Bio-Techne Canada

21 Canmotor Ave
Toronto, ON M8Z 4E6
Canada
Phone: 905.827.6400
Toll Free: 855.668.8722
Fax: 905.827.6402
canada.inquires@bio-techne.com

Bio-Techne Ltd

19 Barton Lane
Abingdon Science Park
Abingdon, OX14 3NB, United Kingdom
Phone: (44) (0) 1235 529449
Free Phone: 0800 37 34 15
Fax: (44) (0) 1235 533420
info.EMEA@bio-techne.com

General Contact Information

www.novusbio.com
Technical Support: nb-technical@bio-techne.com
Orders: nb-customerservice@bio-techne.com
General: novus@novusbio.com

Products Related to NBP2-22340-0.1mg

NBP2-33376H	Blue Marker Antibody (6F4-F6) [HRP]
HAF008	Goat anti-Rabbit IgG Secondary Antibody [HRP]
NB7160	Goat anti-Rabbit IgG (H+L) Secondary Antibody [HRP]
NBP2-24891	Rabbit IgG Isotype Control

Limitations

This product is for research use only and is not approved for use in humans or in clinical diagnosis. Primary Antibodies are guaranteed for 1 year from date of receipt.

For more information on our 100% guarantee, please visit www.novusbio.com/guarantee

Earn gift cards/discounts by submitting a review: www.novusbio.com/reviews/submit/NBP2-22340

Earn gift cards/discounts by submitting a publication using this product:
www.novusbio.com/publications

