

# Product Datasheet

## Methionyl tRNA synthetase Antibody - BSA Free NBP2-22313

Unit Size: 100 ul

Store at 4C. Do not freeze.

[www.novusbio.com](http://www.novusbio.com)



[technical@novusbio.com](mailto:technical@novusbio.com)

Protocols, Publications, Related Products, Reviews, Research Tools and Images at:  
[www.novusbio.com/NBP2-22313](http://www.novusbio.com/NBP2-22313)

Updated 9/9/2025 v.20.1

Earn rewards for product  
reviews and publications.

Submit a publication at [www.novusbio.com/publications](http://www.novusbio.com/publications)

Submit a review at [www.novusbio.com/reviews/destination/NBP2-22313](http://www.novusbio.com/reviews/destination/NBP2-22313)



**NBP2-22313**

Methionyl tRNA synthetase Antibody - BSA Free

Product Information	
Unit Size	100 ul
Concentration	1.0 mg/ml
Storage	Store at 4C. Do not freeze.
Clonality	Polyclonal
Preservative	0.09% Sodium Azide
Isotype	IgG
Purity	Immunogen affinity purified
Buffer	Tris-Citrate/Phosphate (pH 7.0 - 8.0)

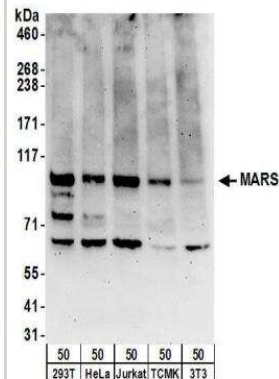
Product Description	
Description	Novus Biologicals Rabbit Methionyl tRNA synthetase Antibody - BSA Free (NBP2-22313) is a polyclonal antibody validated for use in IHC, WB and IP. All Novus Biologicals antibodies are covered by our 100% guarantee.
Host	Rabbit
Gene ID	4141
Gene Symbol	MARS1
Species	Human, Mouse
Immunogen	The immunogen this antibody was made to, maps to a region between residue 650 to 700 of human Methionyl-tRNA Synthetase using the numbering given in entry NP_004981.2 (GeneID 4141).

Product Application Details	
Applications	Western Blot, Immunohistochemistry-Paraffin, Immunohistochemistry, Immunoprecipitation
Recommended Dilutions	Western Blot 1:1000 - 1:5000, Immunohistochemistry 1:500 - 1:2000, Immunoprecipitation 2 - 10 ug/mg, Immunohistochemistry-Paraffin
Application Notes	Immunohistochemistry 1:500 - 1:2,000. Epitope retrieval with citrate buffer pH 6.0 is recommended for FFPE tissue sections

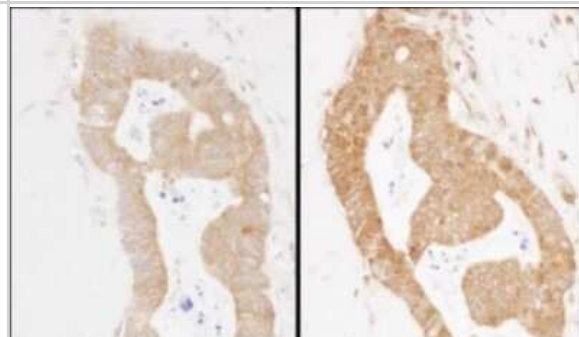


## Images

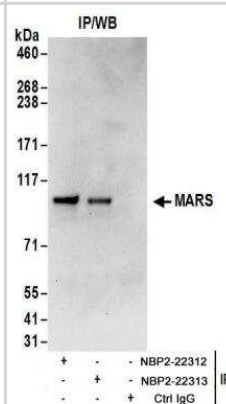
**Western Blot: Methionyl tRNA synthetase Antibody [NBP2-22313]** - Whole cell lysate (50 ug) from 293T, HeLa, Jurkat, mouse TCMK-1, and mouse NIH3T3 cells. NBP2-22313 used for WB at 0.4 ug/ml. Detection: Chemiluminescence with an exposure time of 3 minutes.



**Immunohistochemistry: Methionyl tRNA synthetase Antibody [NBP2-22313]** - Samples: FFPE serial sections of human ovarian carcinoma. Antibody: Affinity purified rabbit anti- MARS used at a dilution of 1:1,000 (1ug/ml). Detection: DAB. Counterstain: Hematoxylin (blue).



**Immunoprecipitation: Methionyl tRNA synthetase Antibody [NBP2-22313]** - Whole cell lysate (1 mg for IP; 20% of IP loaded) from 293T cells. NBP2-22313 used for IP at 6 ug/mg lysate. MARS was also immunoprecipitated by rabbit anti-MARS antibody NBP2-22312. For blotting immunoprecipitated MARS, NBP2-22313 was used at 1 ug/ml. Detection: Chemiluminescence with an exposure time of 30 seconds.





### **Novus Biologicals USA**

10730 E. Briarwood Avenue  
Centennial, CO 80112  
USA  
Phone: 303.730.1950  
Toll Free: 1.888.506.6887  
Fax: 303.730.1966  
nb-customerservice@bio-techne.com

### **Bio-Techne Canada**

21 Canmotor Ave  
Toronto, ON M8Z 4E6  
Canada  
Phone: 905.827.6400  
Toll Free: 855.668.8722  
Fax: 905.827.6402  
canada.inquires@bio-techne.com

### **Bio-Techne Ltd**

19 Barton Lane  
Abingdon Science Park  
Abingdon, OX14 3NB, United Kingdom  
Phone: (44) (0) 1235 529449  
Free Phone: 0800 37 34 15  
Fax: (44) (0) 1235 533420  
info.EMEA@bio-techne.com

### **General Contact Information**

www.novusbio.com  
Technical Support: nb-technical@bio-techne.com  
Orders: nb-customerservice@bio-techne.com  
General: novus@novusbio.com

### **Products Related to NBP2-22313**

---

NBP2-33376H	Blue Marker Antibody (6F4-F6) [HRP]
HAF008	Goat anti-Rabbit IgG Secondary Antibody [HRP]
NB7160	Goat anti-Rabbit IgG (H+L) Secondary Antibody [HRP]
NBP2-24891	Rabbit IgG Isotype Control

---

### **Limitations**

This product is for research use only and is not approved for use in humans or in clinical diagnosis. Primary Antibodies are guaranteed for 1 year from date of receipt.

For more information on our 100% guarantee, please visit [www.novusbio.com/guarantee](http://www.novusbio.com/guarantee)

Earn gift cards/discounts by submitting a review: [www.novusbio.com/reviews/submit/NBP2-22313](http://www.novusbio.com/reviews/submit/NBP2-22313)

Earn gift cards/discounts by submitting a publication using this product:  
[www.novusbio.com/publications](http://www.novusbio.com/publications)

