

# Product Datasheet

## FXR1 Antibody - BSA Free NBP2-22246

Unit Size: 100 ul

Store at 4C. Do not freeze.

[www.novusbio.com](http://www.novusbio.com)



[technical@novusbio.com](mailto:technical@novusbio.com)

**Reviews: 1 Publications: 3**

Protocols, Publications, Related Products, Reviews, Research Tools and Images at:  
[www.novusbio.com/NBP2-22246](http://www.novusbio.com/NBP2-22246)

Updated 9/9/2025 v.20.1

**Earn rewards for product  
reviews and publications.**

Submit a publication at [www.novusbio.com/publications](http://www.novusbio.com/publications)

Submit a review at [www.novusbio.com/reviews/destination/NBP2-22246](http://www.novusbio.com/reviews/destination/NBP2-22246)



**NBP2-22246**

FXR1 Antibody - BSA Free

Product Information	
Unit Size	100 ul
Concentration	1.0 mg/ml
Storage	Store at 4C. Do not freeze.
Clonality	Polyclonal
Preservative	0.09% Sodium Azide
Isotype	IgG
Purity	Immunogen affinity purified
Buffer	Tris-Citrate/Phosphate (pH 7.0 - 8.0)

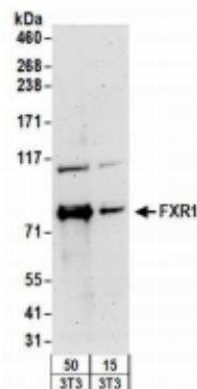
Product Description	
Description	Novus Biologicals Rabbit FXR1 Antibody - BSA Free (NBP2-22246) is a polyclonal antibody validated for use in WB and IP. Anti-FXR1 Antibody: Cited in 3 publications. All Novus Biologicals antibodies are covered by our 100% guarantee.
Host	Rabbit
Gene ID	8087
Gene Symbol	FXR1
Species	Human, Mouse
Immunogen	The immunogen this antibody was made to, maps to a region between residue 571 and 621 of human Fragile X Mental Retardation, Autosomal Homolog 1 using the numbering given in entry NP_005078.2 (GeneID 8087).

Product Application Details	
Applications	Western Blot, Immunoprecipitation
Recommended Dilutions	Western Blot 1:2000 - 1:10000, Immunoprecipitation 2 - 10 ug/mg

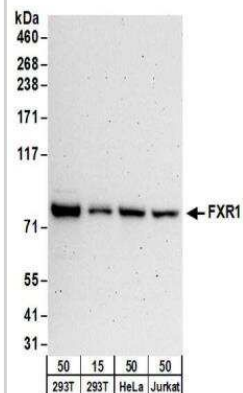


## Images

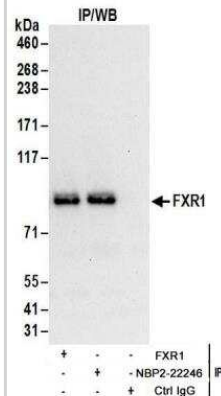
Western Blot: FXR1 Antibody [NBP2-22246] - Whole cell lysate from mouse NIH3T3 (15 and 50 ug) cells. Antibodies: Affinity purified rabbit anti-FXR1 antibody used for WB at 0.4 ug/ml. Detection: chemiluminescence with an exposure time of 3 minutes.



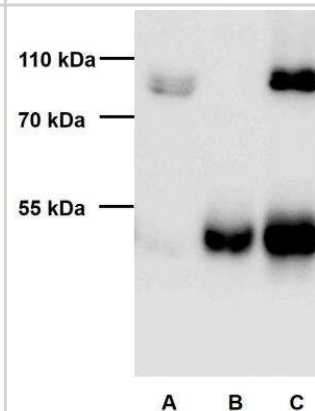
Western Blot: FXR1 Antibody [NBP2-22246] - Whole cell lysate from 293T (15 and 50 ug), HeLa (50 ug), and Jurkat (50 ug) cells. NBP2-22246 used for WB at 0.1 ug/ml. Detection: Chemiluminescence with an exposure time of 3 minutes.



Immunoprecipitation: FXR1 Antibody [NBP2-22246] - Whole cell lysate (1 mg for IP; 20% of IP loaded) from 293T cells. Antibodies: NBP2-22246 used for IP at 6 ug/mg lysate. FXR1 was also immunoprecipitated by rabbit anti-FXR1 antibody. For blotting immunoprecipitated FXR1, NBP2-22246 was used at 1 ug/ml. Detection: Chemiluminescence with an exposure time of 10 seconds.



Immunoprecipitation: FXR1 Antibody [NBP2-22246] - Adult mouse heart. A: 30 ug whole cell lysate. B: IgG-IP. C: Fxr1-antibody-IP. 10% SDS-PAGE, antibody diluted 1:2000 in WB assay and 3ug/mg in IP assay. Image submitted by a verified customer review.



## Publications

Chen X, Fansler MM, Janjo U, Ule J et Al. The FXR1 network acts as a signaling scaffold for actomyosin remodeling Cell 2024-08-06 [PMID: 39106863]

Chen X, Fansler MM, Janjo U et al. The FXR1 network acts as signaling scaffold for actomyosin remodeling bioRxiv : the preprint server for biology 2023-11-05 [PMID: 37961296] (IP)

Kang JY, Wen Z, Pan D et al. LLPS of FXR1 drives spermiogenesis by activating translation of stored mRNAs Science (New York, N.Y.) 2022-08-12 [PMID: 35951695] (WB, Mouse)





### **Novus Biologicals USA**

10730 E. Briarwood Avenue  
Centennial, CO 80112  
USA  
Phone: 303.730.1950  
Toll Free: 1.888.506.6887  
Fax: 303.730.1966  
nb-customerservice@bio-techne.com

### **Bio-Techne Canada**

21 Canmotor Ave  
Toronto, ON M8Z 4E6  
Canada  
Phone: 905.827.6400  
Toll Free: 855.668.8722  
Fax: 905.827.6402  
canada.inquires@bio-techne.com

### **Bio-Techne Ltd**

19 Barton Lane  
Abingdon Science Park  
Abingdon, OX14 3NB, United Kingdom  
Phone: (44) (0) 1235 529449  
Free Phone: 0800 37 34 15  
Fax: (44) (0) 1235 533420  
info.EMEA@bio-techne.com

### **General Contact Information**

www.novusbio.com  
Technical Support: nb-technical@bio-techne.com  
Orders: nb-customerservice@bio-techne.com  
General: novus@novusbio.com

### **Products Related to NBP2-22246**

---

NBP2-33376H	Blue Marker Antibody (6F4-F6) [HRP]
HAF008	Goat anti-Rabbit IgG Secondary Antibody [HRP]
NB7160	Goat anti-Rabbit IgG (H+L) Secondary Antibody [HRP]
NBP2-24891	Rabbit IgG Isotype Control

---

### **Limitations**

This product is for research use only and is not approved for use in humans or in clinical diagnosis. Primary Antibodies are guaranteed for 1 year from date of receipt.

For more information on our 100% guarantee, please visit [www.novusbio.com/guarantee](http://www.novusbio.com/guarantee)

Earn gift cards/discounts by submitting a review: [www.novusbio.com/reviews/submit/NBP2-22246](http://www.novusbio.com/reviews/submit/NBP2-22246)

Earn gift cards/discounts by submitting a publication using this product:  
[www.novusbio.com/publications](http://www.novusbio.com/publications)

