

# Product Datasheet

## GPIP137 Antibody - BSA Free

### NBP2-22238

Unit Size: 100 ul

Store at 4C. Do not freeze.

[www.novusbio.com](http://www.novusbio.com)



[technical@novusbio.com](mailto:technical@novusbio.com)

**Reviews: 4** **Publications: 1**

Protocols, Publications, Related Products, Reviews, Research Tools and Images at:  
[www.novusbio.com/NBP2-22238](http://www.novusbio.com/NBP2-22238)

Updated 9/9/2025 v.20.1

Earn rewards for product  
reviews and publications.

Submit a publication at [www.novusbio.com/publications](http://www.novusbio.com/publications)

Submit a review at [www.novusbio.com/reviews/destination/NBP2-22238](http://www.novusbio.com/reviews/destination/NBP2-22238)



**NBP2-22238**

GPIP137 Antibody - BSA Free

Product Information	
Unit Size	100 ul
Concentration	1.0 mg/ml
Storage	Store at 4C. Do not freeze.
Clonality	Polyclonal
Preservative	0.09% Sodium Azide
Isotype	IgG
Purity	Immunogen affinity purified
Buffer	Tris-Citrate/Phosphate (pH 7.0 - 8.0)


Product Description	
Description	Novus Biologicals Rabbit GPIP137 Antibody - BSA Free (NBP2-22238) is a polyclonal antibody validated for use in WB, ICC/IF and IP. Anti-GPIP137 Antibody: Cited in 1 publication. All Novus Biologicals antibodies are covered by our 100% guarantee.
Host	Rabbit
Gene ID	4076
Gene Symbol	CAPRIN1
Species	Human, Mouse
Immunogen	The immunogen this antibody was made to, maps to a region between residue 550 and 600 of human Cell Cycle Associated Protein 1 using the numbering given in entry NP_005889.3 (GeneID 4076).

Product Application Details	
Applications	Western Blot, Immunoprecipitation
Recommended Dilutions	Western Blot 1:2000 - 1:10000, Immunoprecipitation 2 - 10 ug/mg
Application Notes	IP and WB reported in a verified customer review.

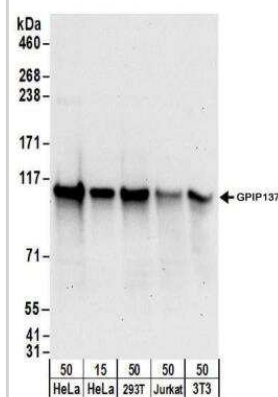


## Images

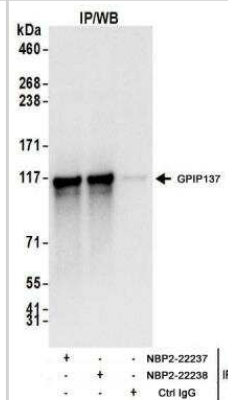
Western Blot: GPIIP137 Antibody [NBP2-22238] - Analysis of GPIIP137 in human B-cell whole cell lysate using GPIIP137 antibody. Image from verified customer review.



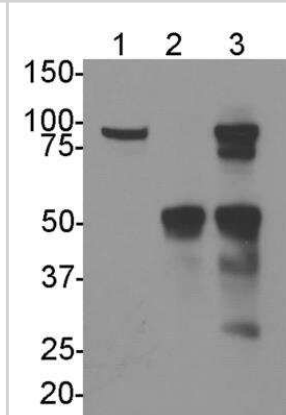
Western Blot: GPIIP137 Antibody [NBP2-22238] - Whole cell lysate from HeLa (15 and 50 ug), 293T (50 ug), Jurkat (50 ug), and mouse NIH3T3 (50 ug) cells. NBP2-22238 used for WB at 0.1 ug/mL. Detection: Chemiluminescence with an exposure time of 30 seconds.



Immunoprecipitation: GPIIP137 Antibody [NBP2-22238] - Whole cell lysate (1 mg for IP; 20% of IP loaded) from HeLa cells. NBP2-22238 used for IP at 6 ug/mg lysate. GPIIP137 was also immunoprecipitated by rabbit anti-GPIIP137 antibody NBP2-22237. For blotting immunoprecipitated GPIIP137, NBP2-22238 was used at 1 ug/mL. Detection: Chemiluminescence with an exposure time of 3 seconds.



Immunoprecipitation: GPIIP137 Antibody [NBP2-22238] - GPIIP137 immunoprecipitation in human b-cells. Lane 1: 40 ug input, Lane 2: IgG, Lane 3: IP. Image from verified customer review.



## Publications

Somasekharan SP, Gleave M SARS-CoV-2 nucleocapsid protein interacts with immunoregulators and stress granules and phase separates to form liquid droplets FEBS letters 2021-11-15 [PMID: 34780058] (ICC/IF, Human)



### **Novus Biologicals USA**

10730 E. Briarwood Avenue  
Centennial, CO 80112  
USA  
Phone: 303.730.1950  
Toll Free: 1.888.506.6887  
Fax: 303.730.1966  
nb-customerservice@bio-techne.com

### **Bio-Techne Canada**

21 Canmotor Ave  
Toronto, ON M8Z 4E6  
Canada  
Phone: 905.827.6400  
Toll Free: 855.668.8722  
Fax: 905.827.6402  
canada.inquires@bio-techne.com

### **Bio-Techne Ltd**

19 Barton Lane  
Abingdon Science Park  
Abingdon, OX14 3NB, United Kingdom  
Phone: (44) (0) 1235 529449  
Free Phone: 0800 37 34 15  
Fax: (44) (0) 1235 533420  
info.EMEA@bio-techne.com

### **General Contact Information**

www.novusbio.com  
Technical Support: nb-technical@bio-techne.com  
Orders: nb-customerservice@bio-techne.com  
General: novus@novusbio.com

### **Products Related to NBP2-22238**

---

NBP2-33376H	Blue Marker Antibody (6F4-F6) [HRP]
HAF008	Goat anti-Rabbit IgG Secondary Antibody [HRP]
NB7160	Goat anti-Rabbit IgG (H+L) Secondary Antibody [HRP]
NBP2-24891	Rabbit IgG Isotype Control

---

### **Limitations**

This product is for research use only and is not approved for use in humans or in clinical diagnosis. Primary Antibodies are guaranteed for 1 year from date of receipt.

For more information on our 100% guarantee, please visit [www.novusbio.com/guarantee](http://www.novusbio.com/guarantee)

Earn gift cards/discounts by submitting a review: [www.novusbio.com/reviews/submit/NBP2-22238](http://www.novusbio.com/reviews/submit/NBP2-22238)

Earn gift cards/discounts by submitting a publication using this product:  
[www.novusbio.com/publications](http://www.novusbio.com/publications)

