

Product Datasheet

FoxO1/FKHR Antibody (3B6) - BSA Free NBP2-22190

Unit Size: 0.1 ml

Store at 4C short term. Aliquot and store at -20C long term. Avoid freeze-thaw cycles.

www.novusbio.com



technical@novusbio.com

Reviews: 1

Protocols, Publications, Related Products, Reviews, Research Tools and Images at:
www.novusbio.com/NBP2-22190

Updated 9/9/2025 v.20.1

Earn rewards for product
reviews and publications.

Submit a publication at www.novusbio.com/publications

Submit a review at www.novusbio.com/reviews/destination/NBP2-22190



NBP2-22190

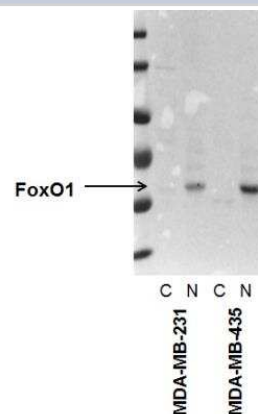
FoxO1/FKHR Antibody (3B6) - BSA Free

Product Information	
Unit Size	0.1 ml
Concentration	1 mg/ml
Storage	Store at 4C short term. Aliquot and store at -20C long term. Avoid freeze-thaw cycles.
Clonality	Monoclonal
Clone	3B6
Preservative	0.05% Sodium Azide
Isotype	IgG1
Purity	Protein G purified
Buffer	PBS
Target Molecular Weight	69.7 kDa
Product Description	
Description	Novus Biologicals Mouse FoxO1/FKHR Antibody (3B6) - BSA Free (NBP2-22190) is a monoclonal antibody validated for use in IHC, WB, ELISA and ICC/IF. All Novus Biologicals antibodies are covered by our 100% guarantee.
Host	Mouse
Gene ID	2308
Gene Symbol	FOXO1
Species	Human, Mouse
Reactivity Notes	Please note that this antibody is reactive to Mouse and derived from the same host, Mouse. Additional Mouse on Mouse blocking steps may be required for IHC and ICC experiments. Please contact Technical Support for more information.
Immunogen	Purified recombinant fragment of human FoxO1/FKHR expressed in E. Coli.
Product Application Details	
Applications	Western Blot, Immunohistochemistry-Paraffin, ELISA, Immunocytochemistry/Immunofluorescence, Immunohistochemistry
Recommended Dilutions	Western Blot 1:500-1:2000, ELISA 1:10000, Immunohistochemistry 1:10-1:500, Immunocytochemistry/ Immunofluorescence 1:200-1:1000, Immunohistochemistry-Paraffin 1:200-1:1000
Application Notes	WB reported from a verified customer review.

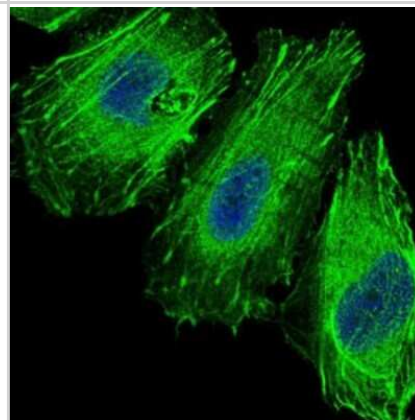


Images

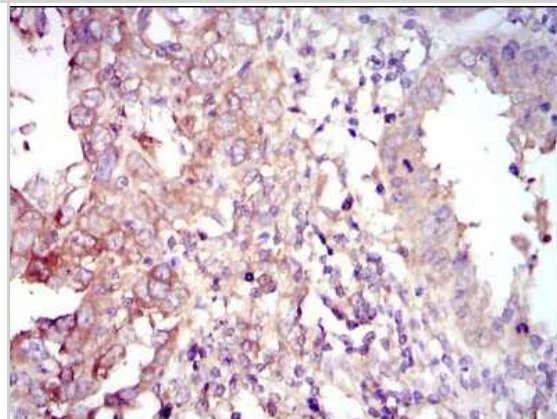
Western Blot: FoxO1/FKHR Antibody (3B6) [NBP2-22190] - Staining in human breast cell lines from nuclear fractions.



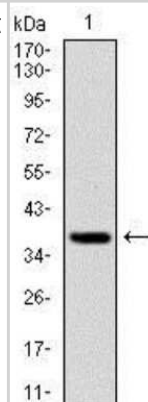
Immunocytochemistry/Immunofluorescence: FoxO1/FKHR Antibody (3B6) [NBP2-22190] - Immunofluorescence analysis of Hela cells using FOXO1A mouse mAb (green). Blue: DRAQ5 fluorescent DNA dye.



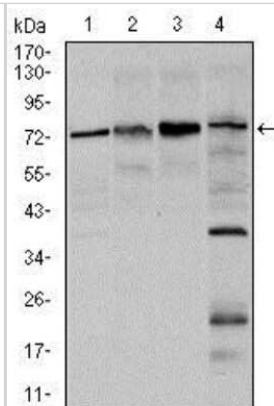
Immunohistochemistry-Paraffin: FoxO1/FKHR Antibody (3B6) [NBP2-22190] - Immunohistochemical analysis of paraffin-embedded intima cancer tissues using FOXO1A mouse mAb with DAB staining.



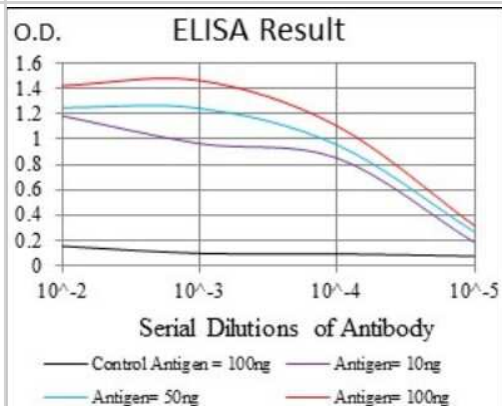
Western Blot: FoxO1/FKHR Antibody (3B6) [NBP2-22190] - Western blot analysis using FOXO1A mAb against human FOXO1 (AA: 471-600) recombinant protein. (Expected MW is 39.3 kDa)



Western Blot: FoxO1/FKHR Antibody (3B6) [NBP2-22190] - Western blot analysis using FOXO1A mouse mAb against Hela (1), HEK293 (2), MCF-7(3), and C6 (4) cell lysate.



ELISA: FoxO1/FKHR Antibody (3B6) [NBP2-22190] - Red: Control Antigen (100ng); Purple: Antigen (10ng); Green: Antigen (50ng); Blue: Antigen (100ng)





Novus Biologicals USA

10730 E. Briarwood Avenue
Centennial, CO 80112
USA
Phone: 303.730.1950
Toll Free: 1.888.506.6887
Fax: 303.730.1966
nb-customerservice@bio-techne.com

Bio-Techne Canada

21 Canmotor Ave
Toronto, ON M8Z 4E6
Canada
Phone: 905.827.6400
Toll Free: 855.668.8722
Fax: 905.827.6402
canada.inquires@bio-techne.com

Bio-Techne Ltd

19 Barton Lane
Abingdon Science Park
Abingdon, OX14 3NB, United Kingdom
Phone: (44) (0) 1235 529449
Free Phone: 0800 37 34 15
Fax: (44) (0) 1235 533420
info.EMEA@bio-techne.com

General Contact Information

www.novusbio.com
Technical Support: nb-technical@bio-techne.com
Orders: nb-customerservice@bio-techne.com
General: novus@novusbio.com

Products Related to NBP2-22190

NBP2-33376H	Blue Marker Antibody (6F4-F6) [HRP]
HAF007	Goat anti-Mouse IgG Secondary Antibody [HRP]
NB7539	Goat anti-Mouse IgG (H+L) Secondary Antibody [HRP]
NBP1-97005-0.5mg	Mouse IgG1 Isotype Control (MG1)

Limitations

This product is for research use only and is not approved for use in humans or in clinical diagnosis. Primary Antibodies are guaranteed for 1 year from date of receipt.

For more information on our 100% guarantee, please visit www.novusbio.com/guarantee

Earn gift cards/discounts by submitting a review: www.novusbio.com/reviews/submit/NBP2-22190

Earn gift cards/discounts by submitting a publication using this product:
www.novusbio.com/publications

