

Product Datasheet

MMP-9 Antibody (5G3) NBP2-22181

Unit Size: 0.1 ml

Store at 4C short term. Aliquot and store at -20C long term. Avoid freeze-thaw cycles.

www.novusbio.com



technical@novusbio.com

Publications: 1

Protocols, Publications, Related Products, Reviews, Research Tools and Images at:
www.novusbio.com/NBP2-22181

Updated 1/11/2026 v.20.1

Earn rewards for product
reviews and publications.

Submit a publication at www.novusbio.com/publications

Submit a review at www.novusbio.com/reviews/destination/NBP2-22181



NBP2-22181**MMP-9 Antibody (5G3)**

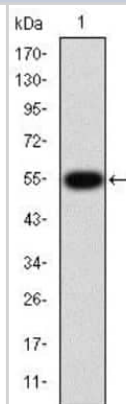
Product Information	
Unit Size	0.1 ml
Concentration	This product is unpurified. The exact concentration of antibody is not quantifiable.
Storage	Store at 4C short term. Aliquot and store at -20C long term. Avoid freeze-thaw cycles.
Clonality	Monoclonal
Clone	5G3
Preservative	0.03% Sodium Azide
Isotype	IgG2a
Purity	Ascites
Buffer	Ascites
Target Molecular Weight	92 kDa

Product Description	
Description	Novus Biologicals Mouse MMP-9 Antibody (5G3) (NBP2-22181) is a monoclonal antibody validated for use in IHC, WB, ELISA, Flow and ICC/IF. Anti-MMP-9 Antibody: Cited in 1 publication. All Novus Biologicals antibodies are covered by our 100% guarantee.
Host	Mouse
Gene ID	4318
Gene Symbol	MMP9
Species	Human, Mouse
Immunogen	Purified recombinant fragment of human MMP-9 expressed in E. Coli.

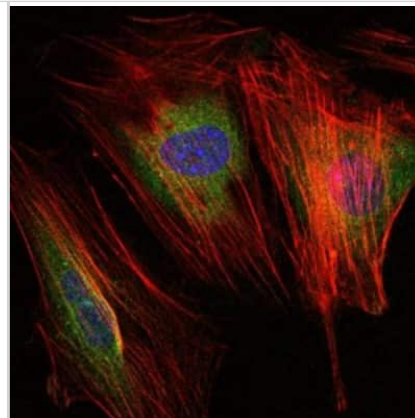
Product Application Details	
Applications	Western Blot, Immunohistochemistry-Paraffin, ELISA, Flow Cytometry, Immunocytochemistry/ Immunofluorescence, Immunohistochemistry, Knockdown Validated
Recommended Dilutions	Western Blot 1:500-1:2000, Flow Cytometry 1:200-1:400, ELISA 1:10000, Immunohistochemistry 1:10-1:500, Immunocytochemistry/ Immunofluorescence 1:200-1:1000, Immunohistochemistry-Paraffin 1:200-1:1000, Knockdown Validated

Images

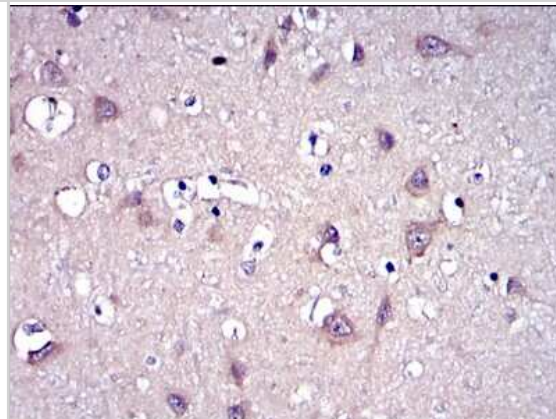
Western Blot: MMP-9 Antibody (5G3) [NBP2-22181] - Analysis using MMP9 mAb against human MMP9 (AA: 238-465) recombinant protein. (Expected MW is 50.6 kDa)



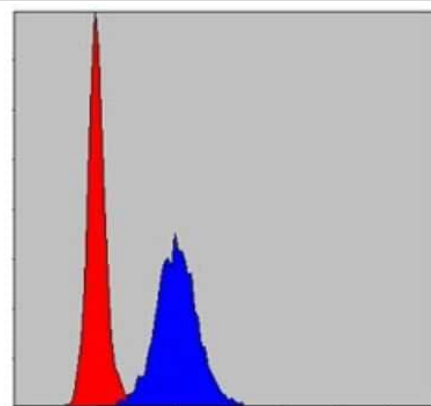
Immunocytochemistry/Immunofluorescence: MMP-9 Antibody (5G3) [NBP2-22181] - Analysis of NIH/3T3 cells using MMP9 mouse mAb (green). Blue: DRAQ5 fluorescent DNA dye. Red: Actin filaments have been labeled with Alexa Fluor-555 phalloidin.



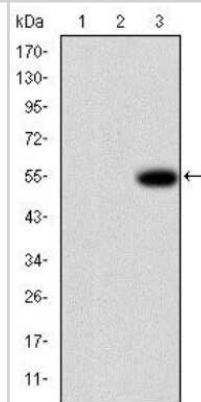
Immunohistochemistry-Paraffin: MMP-9 Antibody (5G3) [NBP2-22181] - Analysis of tissues using MMP9 mouse mAb with DAB staining.



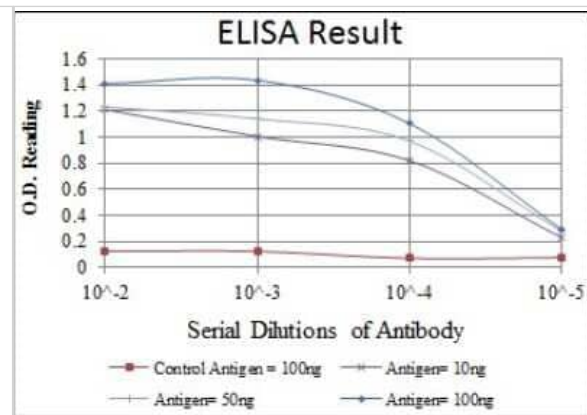
Flow Cytometry: MMP-9 Antibody (5G3) [NBP2-22181] - Analysis of HeLa cells using MMP9 mouse mAb (blue) and negative control (red).



Western Blot: MMP-9 Antibody (5G3) [NBP2-22181] - Analysis using MMP9 mAb against HEK293 (1), MMP7-hlgGfc transfected HEK293 (2) cell lysate and MMP9-hlgGfc transfected HEK293 (3) cell lysate.



ELISA: MMP-9 Antibody (5G3) [NBP2-22181] - Red: Control Antigen (100ng); Purple: Antigen (10ng); Green: Antigen (50ng); Blue: Antigen (100ng)



Publications

Shang S, Ji X, Zhang L et al. Macrophage ABHD5 suppresses NF-kappa B-dependent matrix metalloproteinase expression and cancer metastasis Cancer Res. 2019-08-22 [PMID: 31439546] (KD, ELISA, Mouse)



Novus Biologicals USA

10730 E. Briarwood Avenue
Centennial, CO 80112
USA
Phone: 303.730.1950
Toll Free: 1.888.506.6887
Fax: 303.730.1966
nb-customerservice@bio-techne.com

Bio-Techne Canada

21 Canmotor Ave
Toronto, ON M8Z 4E6
Canada
Phone: 905.827.6400
Toll Free: 855.668.8722
Fax: 905.827.6402
canada.inquires@bio-techne.com

Bio-Techne Ltd

19 Barton Lane
Abingdon Science Park
Abingdon, OX14 3NB, United Kingdom
Phone: (44) (0) 1235 529449
Free Phone: 0800 37 34 15
Fax: (44) (0) 1235 533420
info.EMEA@bio-techne.com

General Contact Information

www.novusbio.com
Technical Support: nb-technical@bio-techne.com
Orders: nb-customerservice@bio-techne.com
General: novus@novusbio.com

Products Related to NBP2-22181

NBP2-33376H	Blue Marker Antibody (6F4-F6) [HRP]
HAF007	Goat anti-Mouse IgG Secondary Antibody [HRP]
NB7539	Goat anti-Mouse IgG (H+L) Secondary Antibody [HRP]
NBP1-96778	Mouse IgG2a Isotype Control (M2A)

Limitations

This product is for research use only and is not approved for use in humans or in clinical diagnosis. Primary Antibodies are guaranteed for 1 year from date of receipt.

For more information on our 100% guarantee, please visit www.novusbio.com/guarantee

Earn gift cards/discounts by submitting a review: www.novusbio.com/reviews/submit/NBP2-22181

Earn gift cards/discounts by submitting a publication using this product:
www.novusbio.com/publications

