

# Product Datasheet

## Pyruvate Dehydrogenase Kinase 1/PDK1 Antibody (4A11) NBP2-22171

Unit Size: 0.1 ml

Store at 4C short term. Aliquot and store at -20C long term. Avoid freeze-thaw cycles.

[www.novusbio.com](http://www.novusbio.com)



[technical@novusbio.com](mailto:technical@novusbio.com)

### Publications: 1

Protocols, Publications, Related Products, Reviews, Research Tools and Images at:  
[www.novusbio.com/NBP2-22171](http://www.novusbio.com/NBP2-22171)

Updated 1/11/2026 v.20.1

Earn rewards for product  
reviews and publications.

Submit a publication at [www.novusbio.com/publications](http://www.novusbio.com/publications)

Submit a review at [www.novusbio.com/reviews/destination/NBP2-22171](http://www.novusbio.com/reviews/destination/NBP2-22171)



**NBP2-22171****Pyruvate Dehydrogenase Kinase 1/PDK1 Antibody (4A11)**

<b>Product Information</b>	
<b>Unit Size</b>	0.1 ml
<b>Concentration</b>	This product is unpurified. The exact concentration of antibody is not quantifiable.
<b>Storage</b>	Store at 4C short term. Aliquot and store at -20C long term. Avoid freeze-thaw cycles.
<b>Clonality</b>	Monoclonal
<b>Clone</b>	4A11
<b>Preservative</b>	0.03% Sodium Azide
<b>Isotype</b>	IgG1
<b>Purity</b>	Ascites
<b>Buffer</b>	Ascites
<b>Target Molecular Weight</b>	44 kDa

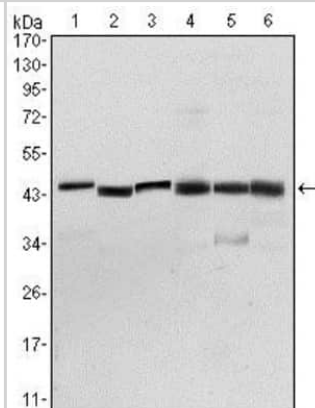
<b>Product Description</b>	
<b>Description</b>	Novus Biologicals Mouse Pyruvate Dehydrogenase Kinase 1/PDK1 Antibody (4A11) (NBP2-22171) is a monoclonal antibody validated for use in IHC, WB, ELISA, Flow and ICC/IF. Anti-Pyruvate Dehydrogenase Kinase 1/PDK1 Antibody: Cited in 1 publication. All Novus Biologicals antibodies are covered by our 100% guarantee.
<b>Host</b>	Mouse
<b>Gene ID</b>	5163
<b>Gene Symbol</b>	PDK1
<b>Species</b>	Human, Rat, Monkey
<b>Immunogen</b>	Purified recombinant fragment of human Pyruvate Dehydrogenase Kinase 1/PDK1 expressed in E. Coli.

<b>Product Application Details</b>	
<b>Applications</b>	Western Blot, Immunohistochemistry-Paraffin, ELISA, Flow Cytometry, Immunocytochemistry/ Immunofluorescence, Immunohistochemistry
<b>Recommended Dilutions</b>	Western Blot 1:500-1:2000, Flow Cytometry 1:200-1:400, ELISA 1:10000, Immunohistochemistry 1:10-1:500, Immunocytochemistry/ Immunofluorescence 1:200-1:1000, Immunohistochemistry-Paraffin 1:200-1:1000

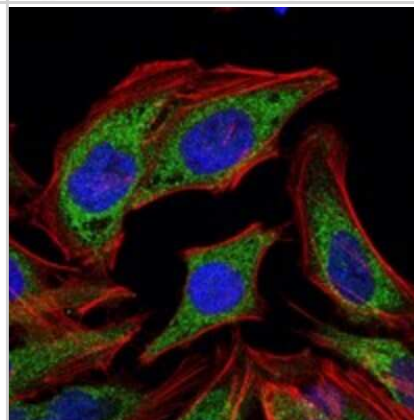


## Images

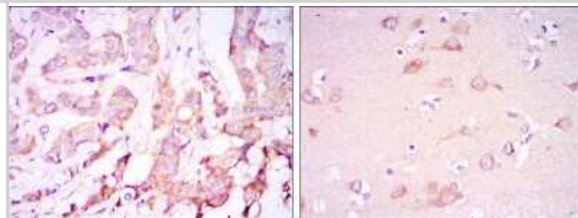
Western Blot: Pyruvate Dehydrogenase Kinase 1/PDK1 Antibody (4A11) [NBP2-22171] - Analysis using PDK1 mouse mAb against NIH/3T3 (1), HeLa (2), Jurkat (3), HepG2 (4), PC-12 (5), and Cos7 (6) cell lysate.



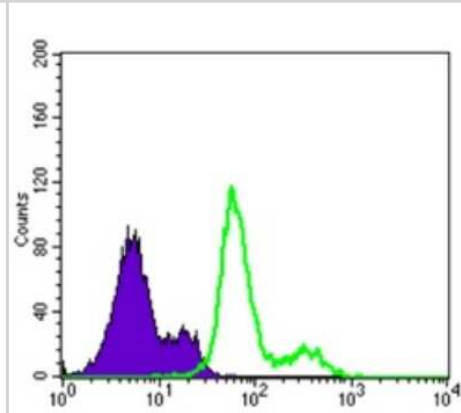
Immunocytochemistry/Immunofluorescence: Pyruvate Dehydrogenase Kinase 1/PDK1 Antibody (4A11) [NBP2-22171] - Immunofluorescence analysis of HELA cells using PDK1 mouse mAb (green). Blue: DRAQ5 fluorescent DNA dye. Red: Actin filaments have been labeled with Alexa Fluor-555 phalloidin.



Immunohistochemistry-Paraffin: Pyruvate Dehydrogenase Kinase 1/PDK1 Antibody (4A11) [NBP2-22171] - Analysis of breast cancer tissues (left) and brain tissues (right) using PDK1 mouse mAb with DAB staining.



Flow Cytometry: Pyruvate Dehydrogenase Kinase 1/PDK1 Antibody (4A11) [NBP2-22171] - Analysis of Lovo cells using PDK1 mouse mAb (green) and negative control (purple).



## Publications

Yanes R, Zhang H, Shen Y et al. Metabolic reprogramming in memory CD4 T cell responses of old adults Clinical Immunology 2019-07-01 [PMID: 31279855] (WB, Human)



### **Novus Biologicals USA**

10730 E. Briarwood Avenue  
Centennial, CO 80112  
USA  
Phone: 303.730.1950  
Toll Free: 1.888.506.6887  
Fax: 303.730.1966  
nb-customerservice@bio-techne.com

### **Bio-Techne Canada**

21 Canmotor Ave  
Toronto, ON M8Z 4E6  
Canada  
Phone: 905.827.6400  
Toll Free: 855.668.8722  
Fax: 905.827.6402  
canada.inquires@bio-techne.com

### **Bio-Techne Ltd**

19 Barton Lane  
Abingdon Science Park  
Abingdon, OX14 3NB, United Kingdom  
Phone: (44) (0) 1235 529449  
Free Phone: 0800 37 34 15  
Fax: (44) (0) 1235 533420  
info.EMEA@bio-techne.com

### **General Contact Information**

www.novusbio.com  
Technical Support: nb-technical@bio-techne.com  
Orders: nb-customerservice@bio-techne.com  
General: novus@novusbio.com

### **Products Related to NBP2-22171**

---

NBP2-33376H	Blue Marker Antibody (6F4-F6) [HRP]
HAF007	Goat anti-Mouse IgG Secondary Antibody [HRP]
NB7539	Goat anti-Mouse IgG (H+L) Secondary Antibody [HRP]
NBP1-97005-0.5mg	Mouse IgG1 Isotype Control (MG1)

---

### **Limitations**

This product is for research use only and is not approved for use in humans or in clinical diagnosis. Primary Antibodies are guaranteed for 1 year from date of receipt.

For more information on our 100% guarantee, please visit [www.novusbio.com/guarantee](http://www.novusbio.com/guarantee)

Earn gift cards/discounts by submitting a review: [www.novusbio.com/reviews/submit/NBP2-22171](http://www.novusbio.com/reviews/submit/NBP2-22171)

Earn gift cards/discounts by submitting a publication using this product:  
[www.novusbio.com/publications](http://www.novusbio.com/publications)

