

# Product Datasheet

## ZNF406 Antibody - BSA Free NBP2-21005

Unit Size: 0.1 ml

Aliquot and store at -20C or -80C. Avoid freeze-thaw cycles.

[www.novusbio.com](http://www.novusbio.com)



[technical@novusbio.com](mailto:technical@novusbio.com)

Protocols, Publications, Related Products, Reviews, Research Tools and Images at:  
[www.novusbio.com/NBP2-21005](http://www.novusbio.com/NBP2-21005)

Updated 9/25/2025 v.20.1

Earn rewards for product  
reviews and publications.

Submit a publication at [www.novusbio.com/publications](http://www.novusbio.com/publications)

Submit a review at [www.novusbio.com/reviews/destination/NBP2-21005](http://www.novusbio.com/reviews/destination/NBP2-21005)



**NBP2-21005**

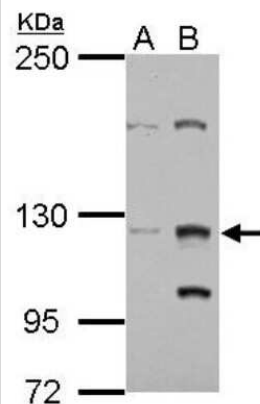
ZNF406 Antibody - BSA Free

| Product Information            |  |
|--------------------------------|--|
| <b>Unit Size</b>               | 0.1 ml   |
| <b>Concentration</b>           | Concentrations vary lot to lot. See vial label for concentration. If unlisted please contact technical services.   |
| <b>Storage</b>                 | Aliquot and store at -20C or -80C. Avoid freeze-thaw cycles.   |
| <b>Clonality</b>               | Polyclonal   |
| <b>Preservative</b>            | 0.01% Thimerosal   |
| <b>Isotype</b>                 | IgG  |
| <b>Purity</b>                  | Antigen Affinity-purified  |
| <b>Buffer</b>                  | 0.1M Tris, 0.1M Glycine, 20% Glycerol  |
| <b>Target Molecular Weight</b> | 139 kDa  |
| Product Description            |  |
| <b>Description</b>             | Novus Biologicals Rabbit ZNF406 Antibody - BSA Free (NBP2-21005) is a polyclonal antibody validated for use in IHC, WB and ICC/IF. All Novus Biologicals antibodies are covered by our 100% guarantee. |
| <b>Host</b>                    | Rabbit   |
| <b>Gene ID</b>                 | 57623  |
| <b>Gene Symbol</b>             | ZFAT   |
| <b>Species</b>                 | Human, Mouse   |
| <b>Immunogen</b>               | Recombinant protein encompassing a sequence within the C-terminus region of human ZNF406. The exact sequence is proprietary.   |
| Product Application Details    |  |
| <b>Applications</b>            | Western Blot, Immunohistochemistry-Paraffin, Immunocytochemistry/ Immunofluorescence, Immunohistochemistry   |
| <b>Recommended Dilutions</b>   | Western Blot 1:500-1:3000, Immunohistochemistry 1:100-1:1000, Immunocytochemistry/ Immunofluorescence 1:100-1:1000, Immunohistochemistry-Paraffin 1:100-1:1000   |

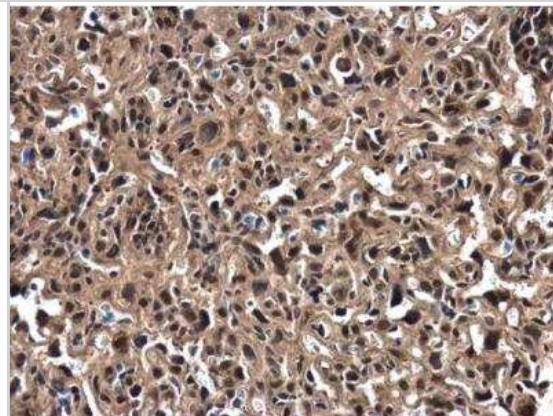


## Images

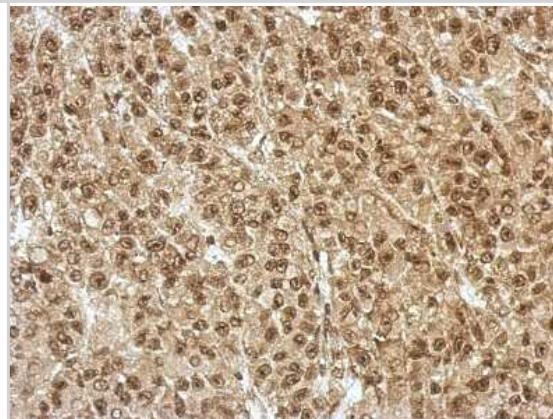
Western Blot: ZNF406 Antibody [NBP2-21005] - Sample (30 ug of whole cell lysate) A: Jurkat B: Raji 5% SDS PAGE gel, diluted at 1:1000.



Immunohistochemistry-Paraffin: ZNF406 Antibody [NBP2-21005] - Paraffin-embedded mouse placenta. ZFAT antibody diluted at 1:500.



Immunohistochemistry-Paraffin: ZNF406 Antibody [NBP2-21005] - Immunohistochemical analysis of paraffin-embedded HBL435 xenograft, using antibody at 1:500 dilution.



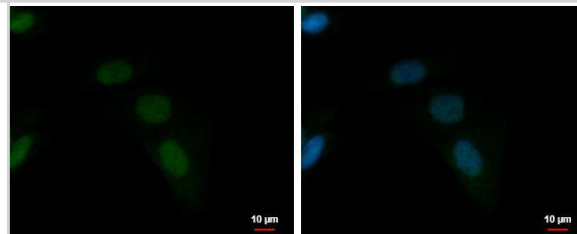
ZFAT antibody detects ZFAT protein at nucleus by immunofluorescent analysis.

Sample: SKNSH cells were fixed in 4% paraformaldehyde at RT for 15 min.

Green: ZFAT protein stained by ZFAT antibody (NBP2-21005) diluted at 1:500.

Blue: Hoechst 33342 staining.

Scale bar = 10 um.





### **Novus Biologicals USA**

10730 E. Briarwood Avenue  
Centennial, CO 80112  
USA  
Phone: 303.730.1950  
Toll Free: 1.888.506.6887  
Fax: 303.730.1966  
nb-customerservice@bio-techne.com

### **Bio-Techne Canada**

21 Canmotor Ave  
Toronto, ON M8Z 4E6  
Canada  
Phone: 905.827.6400  
Toll Free: 855.668.8722  
Fax: 905.827.6402  
canada.inquires@bio-techne.com

### **Bio-Techne Ltd**

19 Barton Lane  
Abingdon Science Park  
Abingdon, OX14 3NB, United Kingdom  
Phone: (44) (0) 1235 529449  
Free Phone: 0800 37 34 15  
Fax: (44) (0) 1235 533420  
info.EMEA@bio-techne.com

### **General Contact Information**

www.novusbio.com  
Technical Support: nb-technical@bio-techne.com  
Orders: nb-customerservice@bio-techne.com  
General: novus@novusbio.com

### **Products Related to NBP2-21005**

---

|             |   |
|-------------|---|
| NBP2-33376H | Blue Marker Antibody (6F4-F6) [HRP]                 |
| HAF008      | Goat anti-Rabbit IgG Secondary Antibody [HRP]       |
| NB7160      | Goat anti-Rabbit IgG (H+L) Secondary Antibody [HRP] |
| NBP2-24891  | Rabbit IgG Isotype Control                          |

---

### **Limitations**

This product is for research use only and is not approved for use in humans or in clinical diagnosis. Primary Antibodies are guaranteed for 1 year from date of receipt.

For more information on our 100% guarantee, please visit [www.novusbio.com/guarantee](http://www.novusbio.com/guarantee)

Earn gift cards/discounts by submitting a review: [www.novusbio.com/reviews/submit/NBP2-21005](http://www.novusbio.com/reviews/submit/NBP2-21005)

Earn gift cards/discounts by submitting a publication using this product:  
[www.novusbio.com/publications](http://www.novusbio.com/publications)

