

Product Datasheet

UQCRC1 Antibody - BSA Free

NBP2-20815

Unit Size: 0.1 ml

Aliquot and store at -20C or -80C. Avoid freeze-thaw cycles.

www.novusbio.com



technical@novusbio.com

Protocols, Publications, Related Products, Reviews, Research Tools and Images at:
www.novusbio.com/NBP2-20815

Updated 9/25/2025 v.20.1

Earn rewards for product
reviews and publications.

Submit a publication at www.novusbio.com/publications

Submit a review at www.novusbio.com/reviews/destination/NBP2-20815



NBP2-20815

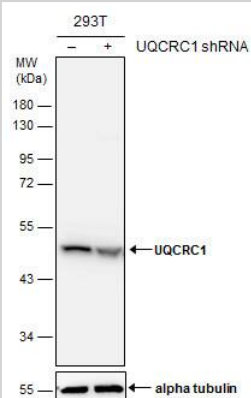
UQCRC1 Antibody - BSA Free

Product Information	
Unit Size	0.1 ml
Concentration	Concentrations vary lot to lot. See vial label for concentration. If unlisted please contact technical services.
Storage	Aliquot and store at -20C or -80C. Avoid freeze-thaw cycles.
Clonality	Polyclonal
Preservative	0.01% Thimerosal
Isotype	IgG
Purity	Antigen Affinity-purified
Buffer	PBS, 20% Glycerol
Target Molecular Weight	53 kDa
Product Description	
Description	Novus Biologicals Rabbit UQCRC1 Antibody - BSA Free (NBP2-20815) is a polyclonal antibody validated for use in WB and ICC/IF. All Novus Biologicals antibodies are covered by our 100% guarantee.
Host	Rabbit
Gene ID	7384
Gene Symbol	UQCRC1
Species	Human
Reactivity Notes	Mouse (88%), Rat (87%), Rhesus Monkey (97%), Chimpanzee (100%), Bovine (88%).
Immunogen	Recombinant protein encompassing a sequence within the center region of human UQCRC1. The exact sequence is proprietary.
Product Application Details	
Applications	Western Blot, Immunocytochemistry/ Immunofluorescence
Recommended Dilutions	Western Blot 1:1000-1:20000, Immunocytochemistry/ Immunofluorescence 1:100-1:1000



Images

Non-transfected (-) and transfected (+) 293T whole cell extracts (30 ug) were separated by 10% SDS-PAGE, and the membrane was blotted with UQCRC1 antibody (NBP2-20815) diluted at 1:5000. The HRP-conjugated anti-rabbit IgG antibody was used to detect the primary antibody.

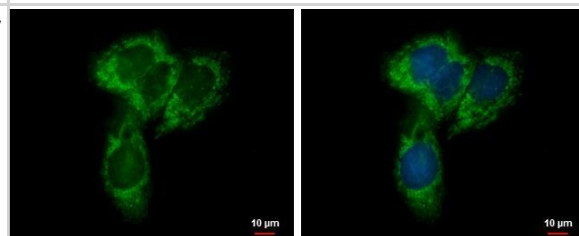


NYREN18 antibody [N1N3] detects NYREN18 protein at mitochondria by immunofluorescent analysis.

Sample: HepG2 cells were fixed in 2% paraformaldehyde/culture medium at 37C for 30 min.

Green: NYREN18 protein stained by NYREN18 antibody [N1N3] (NBP2-20815) diluted at 1:500.

Blue: Hoechst 33342 staining.



UQCRC1 antibody detects UQCRC1 protein by western blot analysis.

A Huh7 whole cell lysate/extract

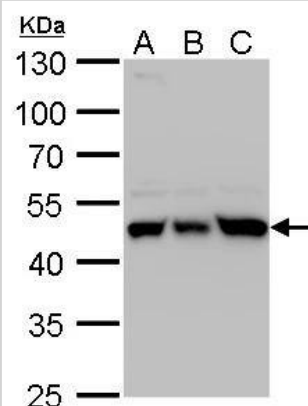
B Hep3B whole cell lysate/extract

C HepG2 whole cell lysate/extract

10% SDS-PAGE

UQCRC1 antibody (NBP2-20815) dilution: 1:5000

The HRP-conjugated anti-rabbit IgG antibody was used to detect the primary antibody.



UQCRC1 antibody detects UQCRC1 protein by western blot analysis.

A. 30 ug 293T whole cell lysate/extract

B. 30 ug A431 whole cell lysate/extract

C. 30 ug HeLa whole cell lysate/extract

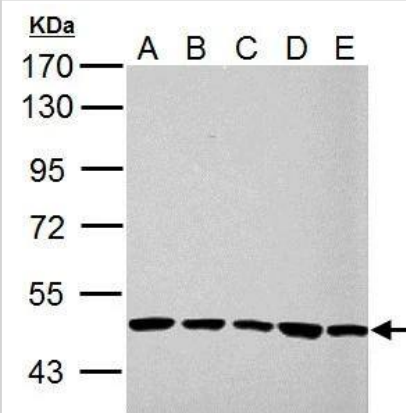
D. 30 ug HepG2 whole cell lysate/extract

E. 30 ug A375 whole cell lysate/extract

10% SDS-PAGE

UQCRC1 antibody (NBP2-20815) dilution: 1:10000

The HRP-conjugated anti-rabbit IgG antibody was used to detect the primary antibody.





Novus Biologicals USA

10730 E. Briarwood Avenue
Centennial, CO 80112
USA
Phone: 303.730.1950
Toll Free: 1.888.506.6887
Fax: 303.730.1966
nb-customerservice@bio-techne.com

Bio-Techne Canada

21 Canmotor Ave
Toronto, ON M8Z 4E6
Canada
Phone: 905.827.6400
Toll Free: 855.668.8722
Fax: 905.827.6402
canada.inquires@bio-techne.com

Bio-Techne Ltd

19 Barton Lane
Abingdon Science Park
Abingdon, OX14 3NB, United Kingdom
Phone: (44) (0) 1235 529449
Free Phone: 0800 37 34 15
Fax: (44) (0) 1235 533420
info.EMEA@bio-techne.com

General Contact Information

www.novusbio.com
Technical Support: nb-technical@bio-techne.com
Orders: nb-customerservice@bio-techne.com
General: novus@novusbio.com

Products Related to NBP2-20815

NBP2-33376H	Blue Marker Antibody (6F4-F6) [HRP]
HAF008	Goat anti-Rabbit IgG Secondary Antibody [HRP]
NB7160	Goat anti-Rabbit IgG (H+L) Secondary Antibody [HRP]
NBP2-24891	Rabbit IgG Isotype Control

Limitations

This product is for research use only and is not approved for use in humans or in clinical diagnosis. Primary Antibodies are guaranteed for 1 year from date of receipt.

For more information on our 100% guarantee, please visit www.novusbio.com/guarantee

Earn gift cards/discounts by submitting a review: www.novusbio.com/reviews/submit/NBP2-20815

Earn gift cards/discounts by submitting a publication using this product:
www.novusbio.com/publications

