

Product Datasheet

UbcH7/UBE2L3 Antibody - BSA Free NBP2-20786

Unit Size: 0.1 ml

Aliquot and store at -20C or -80C. Avoid freeze-thaw cycles.

www.novusbio.com



technical@novusbio.com

Reviews: 1

Protocols, Publications, Related Products, Reviews, Research Tools and Images at:
www.novusbio.com/NBP2-20786

Updated 9/25/2025 v.20.1

**Earn rewards for product
reviews and publications.**

Submit a publication at www.novusbio.com/publications

Submit a review at www.novusbio.com/reviews/destination/NBP2-20786



NBP2-20786

UbcH7/UBE2L3 Antibody - BSA Free

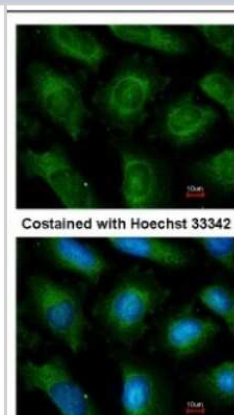
Product Information	
Unit Size	0.1 ml
Concentration	Concentrations vary lot to lot. See vial label for concentration. If unlisted please contact technical services.
Storage	Aliquot and store at -20C or -80C. Avoid freeze-thaw cycles.
Clonality	Polyclonal
Preservative	0.01% Thimerosal
Isotype	IgG
Purity	Antigen Affinity-purified
Buffer	0.1M Tris, 0.1M Glycine, 20% Glycerol
Target Molecular Weight	18 kDa

Product Description	
Description	Novus Biologicals Rabbit UbcH7/UBE2L3 Antibody - BSA Free (NBP2-20786) is a polyclonal antibody validated for use in WB and ICC/IF. All Novus Biologicals antibodies are covered by our 100% guarantee.
Host	Rabbit
Gene ID	7332
Gene Symbol	UBE2L3
Species	Human, Mouse
Immunogen	Recombinant protein encompassing a sequence within the center region of human UbcH7/UBE2L3. The exact sequence is proprietary.

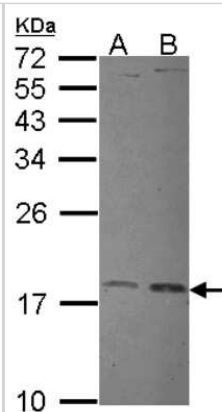
Product Application Details	
Applications	Western Blot, Immunocytochemistry/ Immunofluorescence
Recommended Dilutions	Western Blot 1:500-1:3000, Immunocytochemistry/ Immunofluorescence 1:100-1:1000

Images

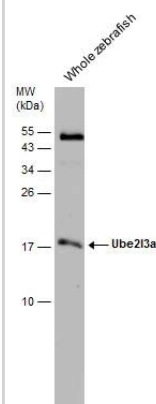
Immunocytochemistry/Immunofluorescence: Ube2L3 Antibody [NBP2-20786] - Immunofluorescence analysis of methanol-fixed HeLa, using antibody at 1:200 dilution.




Western Blot: Ube2L3 Antibody [NBP2-20786] - Sample (30 ug of whole cell lysate) A: JurKat B: Hela 12% SDS PAGE gel, diluted at 1:1000.



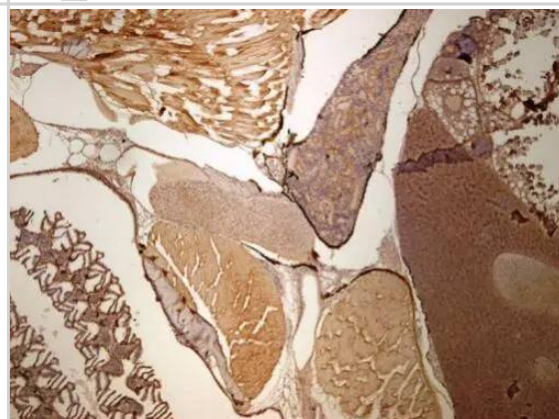
Western Blot: Ubch7/UBE2L3 Antibody [NBP2-20786] - Whole zebrafish extract (30 ug) was separated by 15% SDS-PAGE, and the membrane was blotted with Ubch7/UBE2L3 antibody [N1C3] (NBP2-20786) diluted at 1:1000.



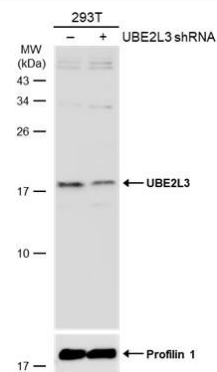
Western Blot: Ubch7/UBE2L3 Antibody [NBP2-20786] - Mouse tissue extract (50 ug) was separated by 15% SDS-PAGE, and the membrane was blotted with Ubch7/UBE2L3 antibody [N1C3] (NBP2-20786) diluted at 1:1000.



Immunohistochemistry: Ubch7/UBE2L3 Antibody [NBP2-20786] - Immunohistochemical analysis of paraffin-embedded zebrafish tissue, using Ubch7/UBE2L3 antibody [N1C3] (NBP2-20786) at 1:300 dilution.



Non-transfected (-) and transfected (+) 293T whole cell extracts (30 ug) were separated by 15% SDS-PAGE, and the membrane was blotted with UBE2L3 antibody [N1C3] (NBP2-20786) diluted at 1:1000. The HRP-conjugated anti-rabbit IgG antibody was used to detect the primary antibody.





Novus Biologicals USA

10730 E. Briarwood Avenue
Centennial, CO 80112
USA
Phone: 303.730.1950
Toll Free: 1.888.506.6887
Fax: 303.730.1966
nb-customerservice@bio-techne.com

Bio-Techne Canada

21 Canmotor Ave
Toronto, ON M8Z 4E6
Canada
Phone: 905.827.6400
Toll Free: 855.668.8722
Fax: 905.827.6402
canada.inquires@bio-techne.com

Bio-Techne Ltd

19 Barton Lane
Abingdon Science Park
Abingdon, OX14 3NB, United Kingdom
Phone: (44) (0) 1235 529449
Free Phone: 0800 37 34 15
Fax: (44) (0) 1235 533420
info.EMEA@bio-techne.com

General Contact Information

www.novusbio.com
Technical Support: nb-technical@bio-techne.com
Orders: nb-customerservice@bio-techne.com
General: novus@novusbio.com

Products Related to NBP2-20786

NBP2-33376H	Blue Marker Antibody (6F4-F6) [HRP]
HAF008	Goat anti-Rabbit IgG Secondary Antibody [HRP]
NB7160	Goat anti-Rabbit IgG (H+L) Secondary Antibody [HRP]
NBP2-24891	Rabbit IgG Isotype Control

Limitations

This product is for research use only and is not approved for use in humans or in clinical diagnosis. Primary Antibodies are guaranteed for 1 year from date of receipt.

For more information on our 100% guarantee, please visit www.novusbio.com/guarantee

Earn gift cards/discounts by submitting a review: www.novusbio.com/reviews/submit/NBP2-20786

Earn gift cards/discounts by submitting a publication using this product:
www.novusbio.com/publications

