

Product Datasheet

TIP30 Antibody NBP2-20646

Unit Size: 0.1 ml

Aliquot and store at -20C or -80C. Avoid freeze-thaw cycles.

www.novusbio.com



technical@novusbio.com

Protocols, Publications, Related Products, Reviews, Research Tools and Images at:
www.novusbio.com/NBP2-20646

Updated 9/25/2025 v.20.1

Earn rewards for product
reviews and publications.

Submit a publication at www.novusbio.com/publications

Submit a review at www.novusbio.com/reviews/destination/NBP2-20646



NBP2-20646

TIP30 Antibody

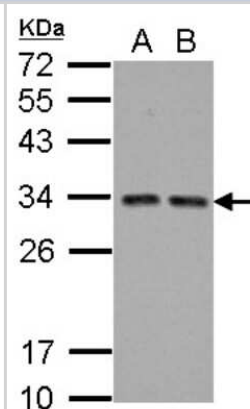
Product Information	
Unit Size	0.1 ml
Concentration	Concentrations vary lot to lot. See vial label for concentration. If unlisted please contact technical services.
Storage	Aliquot and store at -20C or -80C. Avoid freeze-thaw cycles.
Clonality	Polyclonal
Preservative	0.01% Thimerosal
Isotype	IgG
Purity	Antigen Affinity-purified
Buffer	PBS, 1% BSA, 20% Glycerol
Target Molecular Weight	27 kDa

Product Description	
Description	Novus Biologicals Rabbit TIP30 Antibody (NBP2-20646) is a polyclonal antibody validated for use in IHC, WB, ICC/IF and IP. All Novus Biologicals antibodies are covered by our 100% guarantee.
Host	Rabbit
Gene ID	10553
Gene Symbol	HTATIP2
Species	Human, Mouse
Reactivity Notes	Rat (85%).
Immunogen	Full length human TIP30 Recombinant protein.

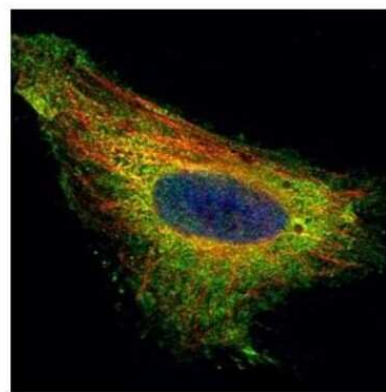
Product Application Details	
Applications	Western Blot, Immunohistochemistry-Paraffin, Immunocytochemistry/Immunofluorescence, Immunohistochemistry, Immunoprecipitation
Recommended Dilutions	Western Blot 1:1000-1:10000, Immunohistochemistry 1:100-1:1000, Immunocytochemistry/ Immunofluorescence 1:100-1:1000, Immunoprecipitation 1:100-1:500, Immunohistochemistry-Paraffin 1:100-1:1000

Images

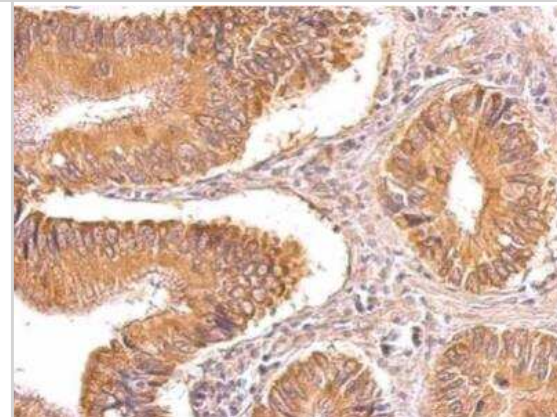
Western Blot: TIP30 Antibody [NBP2-20646] - Sample (30 ug of whole cell lysate) A: A431 B: HeLa 12% SDS PAGE gel, diluted at 1:5000.



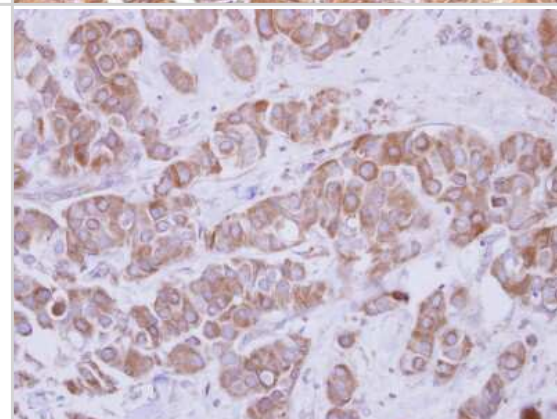
Immunocytochemistry/Immunofluorescence: TIP30 Antibody [NBP2-20646] - Confocal immunofluorescence analysis of paraformaldehyde-fixed HeLa, using TIP30 antibody (Green) at 1:500 dilution. Alpha-tubulin filaments are labeled with Alpha-tubulin antibody (Red) at 1:2000.



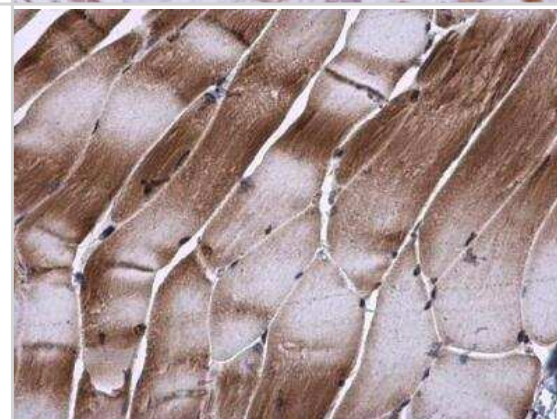
Immunohistochemistry-Paraffin: TIP30 Antibody [NBP2-20646] - Paraffin-embedded gastric cancer. TIP30 antibody dilution: 1:500.




Immunohistochemistry-Paraffin: TIP30 Antibody [NBP2-20646] - Immunohistochemical analysis of paraffin-embedded Breast CA, using antibody at 1:250 dilution.



Immunohistochemistry-Paraffin: TIP30 Antibody [NBP2-20646] - Paraffin-embedded mouse muscle. TIP30 antibody diluted at 1:500.



TIP30 antibody immunoprecipitates TIP30 protein in IP experiments. IP Sample: hela whole cell lysate/extract A. 40 ug hela whole cell lysate/extract B. Control with 2 ug of preimmune rabbit IgG C. Immunoprecipitation of TIP30 protein by 2 ug of TIP30 antibody (NBP2-20646) 10% SDS-PAGE The immunoprecipitated TIP30 protein was detected by TIP30 antibody (NBP2-20646) diluted at 1:1000. EasyBlot anti-rabbit IgG was used as a secondary reagent





Novus Biologicals USA

10730 E. Briarwood Avenue
Centennial, CO 80112
USA
Phone: 303.730.1950
Toll Free: 1.888.506.6887
Fax: 303.730.1966
nb-customerservice@bio-techne.com

Bio-Techne Canada

21 Canmotor Ave
Toronto, ON M8Z 4E6
Canada
Phone: 905.827.6400
Toll Free: 855.668.8722
Fax: 905.827.6402
canada.inquires@bio-techne.com

Bio-Techne Ltd

19 Barton Lane
Abingdon Science Park
Abingdon, OX14 3NB, United Kingdom
Phone: (44) (0) 1235 529449
Free Phone: 0800 37 34 15
Fax: (44) (0) 1235 533420
info.EMEA@bio-techne.com

General Contact Information

www.novusbio.com
Technical Support: nb-technical@bio-techne.com
Orders: nb-customerservice@bio-techne.com
General: novus@novusbio.com

Products Related to NBP2-20646

NBP2-33376H	Blue Marker Antibody (6F4-F6) [HRP]
HAF008	Goat anti-Rabbit IgG Secondary Antibody [HRP]
NB7160	Goat anti-Rabbit IgG (H+L) Secondary Antibody [HRP]
NBP2-24891	Rabbit IgG Isotype Control

Limitations

This product is for research use only and is not approved for use in humans or in clinical diagnosis. Primary Antibodies are guaranteed for 1 year from date of receipt.

For more information on our 100% guarantee, please visit www.novusbio.com/guarantee

Earn gift cards/discounts by submitting a review: www.novusbio.com/reviews/submit/NBP2-20646

Earn gift cards/discounts by submitting a publication using this product:
www.novusbio.com/publications

