

Product Datasheet

Thioredoxin Reductase 1/TRXR1 Antibody NBP2-20620

Unit Size: 0.1 ml

Aliquot and store at -20C or -80C. Avoid freeze-thaw cycles.

www.novusbio.com



technical@novusbio.com

Publications: 1

Protocols, Publications, Related Products, Reviews, Research Tools and Images at:
www.novusbio.com/NBP2-20620

Updated 9/25/2025 v.20.1

Earn rewards for product
reviews and publications.

Submit a publication at www.novusbio.com/publications

Submit a review at www.novusbio.com/reviews/destination/NBP2-20620



NBP2-20620**Thioredoxin Reductase 1/TRXR1 Antibody**

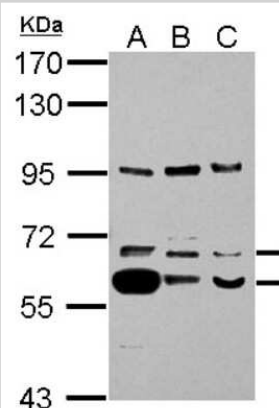
Product Information	
Unit Size	0.1 ml
Concentration	Concentrations vary lot to lot. See vial label for concentration. If unlisted please contact technical services.
Storage	Aliquot and store at -20C or -80C. Avoid freeze-thaw cycles.
Clonality	Polyclonal
Preservative	0.01% Thimerosal
Isotype	IgG
Purity	Antigen Affinity-purified
Buffer	PBS, 1% BSA, 20% Glycerol
Target Molecular Weight	71 kDa

Product Description	
Description	Novus Biologicals Rabbit Thioredoxin Reductase 1/TRXR1 Antibody (NBP2-20620) is a polyclonal antibody validated for use in IHC, WB and ICC/IF. Anti-Thioredoxin Reductase 1/TRXR1 Antibody: Cited in 1 publication. All Novus Biologicals antibodies are covered by our 100% guarantee.
Host	Rabbit
Gene ID	7296
Gene Symbol	TXNRD1
Species	Human, Mouse, Rat
Reactivity Notes	Chimpanzee (99%), Xenopus laevis (82%), Chicken (85%).
Immunogen	Recombinant protein encompassing a sequence within the center region of human Thioredoxin Reductase 1/TRXR1. The exact sequence is proprietary.

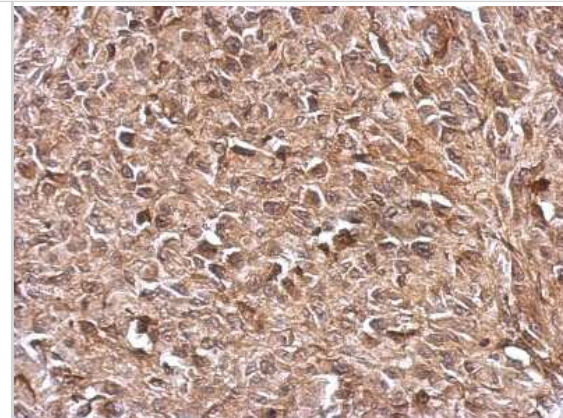
Product Application Details	
Applications	Western Blot, Immunohistochemistry-Paraffin, Immunocytochemistry/Immunofluorescence, Immunohistochemistry
Recommended Dilutions	Western Blot 1:500-1:3000, Immunohistochemistry 1:100-1:1000, Immunocytochemistry/ Immunofluorescence 1:100-1:1000, Immunohistochemistry-Paraffin 1:100-1:1000

Images

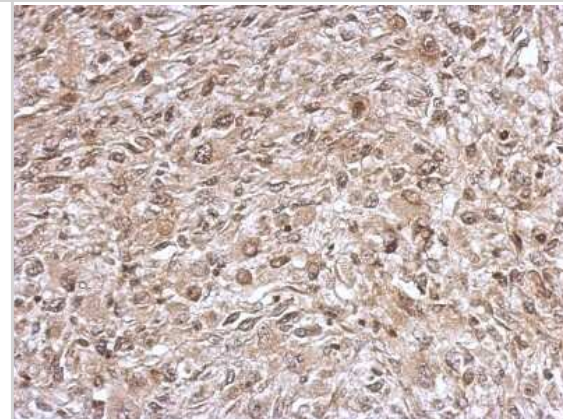
Western Blot: thioredoxin reductase 1 Antibody [NBP2-20620] - Sample (30 ug of whole cell lysate) A: A549 B: H1299 C: HCT116 7. 5% SDS PAGE gel, diluted at 1:1000.



Immunohistochemistry-Paraffin: Thioredoxin Reductase 1/TRXR1 Antibody [NBP2-20620] - Analysis of paraffin-embedded RT2 xenograft, using antibody at 1:500 dilution.



Immunohistochemistry-Paraffin: Thioredoxin Reductase 1/TRXR1 Antibody [NBP2-20620] - Analysis of paraffin-embedded C2C12 xenograft, using antibody at 1:500 dilution.



Immunohistochemistry-Paraffin: Thioredoxin Reductase 1/TRXR1 Antibody [NBP2-20620] - Analysis of paraffin-embedded HBL435 xenograft, using antibody at 1:500 dilution.

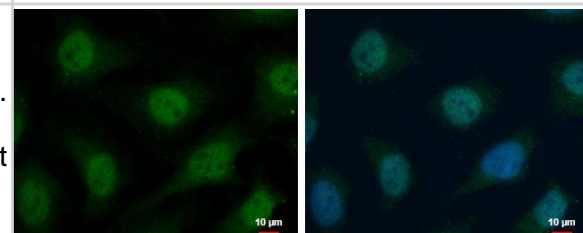


TrxR1 antibody detects TrxR1 protein at cytoplasm and nucleus by immunofluorescent analysis.
Sample: HeLa cells were fixed in 4% paraformaldehyde at RT for 15 min.

Green: TrxR1 protein stained by TrxR1 antibody (NBP2-20620) diluted at 1:500.

Blue: Hoechst 33342 staining.

Scale bar = 10 um.



Publications

Seale LA, Ha HY, Hashimoto AC et al. Relationship between selenoprotein P and selenocysteine lyase: Insights into selenium metabolism. Free Radic Biol Med 2018-03-20 [PMID: 29567390] (WB)



Novus Biologicals USA

10730 E. Briarwood Avenue
Centennial, CO 80112
USA
Phone: 303.730.1950
Toll Free: 1.888.506.6887
Fax: 303.730.1966
nb-customerservice@bio-techne.com

Bio-Techne Canada

21 Canmotor Ave
Toronto, ON M8Z 4E6
Canada
Phone: 905.827.6400
Toll Free: 855.668.8722
Fax: 905.827.6402
canada.inquires@bio-techne.com

Bio-Techne Ltd

19 Barton Lane
Abingdon Science Park
Abingdon, OX14 3NB, United Kingdom
Phone: (44) (0) 1235 529449
Free Phone: 0800 37 34 15
Fax: (44) (0) 1235 533420
info.EMEA@bio-techne.com

General Contact Information

www.novusbio.com
Technical Support: nb-technical@bio-techne.com
Orders: nb-customerservice@bio-techne.com
General: novus@novusbio.com

Products Related to NBP2-20620

NBP2-33376H	Blue Marker Antibody (6F4-F6) [HRP]
HAF008	Goat anti-Rabbit IgG Secondary Antibody [HRP]
NB7160	Goat anti-Rabbit IgG (H+L) Secondary Antibody [HRP]
NBP2-24891	Rabbit IgG Isotype Control

Limitations

This product is for research use only and is not approved for use in humans or in clinical diagnosis. Primary Antibodies are guaranteed for 1 year from date of receipt.

For more information on our 100% guarantee, please visit www.novusbio.com/guarantee

Earn gift cards/discounts by submitting a review: www.novusbio.com/reviews/submit/NBP2-20620

Earn gift cards/discounts by submitting a publication using this product:
www.novusbio.com/publications

