

Product Datasheet

Staufen Antibody - BSA Free NBP2-20508

Unit Size: 0.1 ml

Aliquot and store at -20C or -80C. Avoid freeze-thaw cycles.

www.novusbio.com



technical@novusbio.com

Protocols, Publications, Related Products, Reviews, Research Tools and Images at:
www.novusbio.com/NBP2-20508

Updated 9/25/2025 v.20.1

Earn rewards for product
reviews and publications.

Submit a publication at www.novusbio.com/publications

Submit a review at www.novusbio.com/reviews/destination/NBP2-20508



NBP2-20508

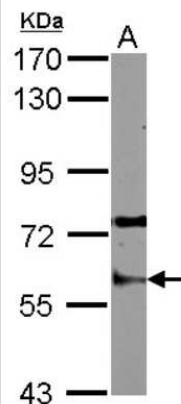
Staufen Antibody - BSA Free

| Product Information | |
|------------------------------------|---|
| Unit Size | 0.1 ml |
| Concentration | Concentrations vary lot to lot. See vial label for concentration. If unlisted please contact technical services. |
| Storage | Aliquot and store at -20C or -80C. Avoid freeze-thaw cycles. |
| Clonality | Polyclonal |
| Preservative | 0.01% Thimerosal |
| Isotype | IgG |
| Purity | Antigen Affinity-purified |
| Buffer | 0.1M Tris, 0.1M Glycine, 20% Glycerol |
| Target Molecular Weight | 63 kDa |
| Product Description | |
| Description | Novus Biologicals Rabbit Staufen Antibody - BSA Free (NBP2-20508) is a polyclonal antibody validated for use in IHC, WB and ICC/IF. All Novus Biologicals antibodies are covered by our 100% guarantee. |
| Host | Rabbit |
| Gene ID | 6780 |
| Gene Symbol | STAU1 |
| Species | Human |
| Reactivity Notes | Mouse (86%), Rat (86%), Chicken (86%). |
| Immunogen | Recombinant protein encompassing a sequence within the center region of human Staufen. The exact sequence is proprietary. |
| Product Application Details | |
| Applications | Western Blot, Immunohistochemistry-Paraffin, Immunocytochemistry/Immunofluorescence, Immunohistochemistry |
| Recommended Dilutions | Western Blot 1:500-1:3000, Immunohistochemistry 1:100-1:1000, Immunocytochemistry/ Immunofluorescence 1:100-1:1000, Immunohistochemistry-Paraffin 1:100-1:1000 |

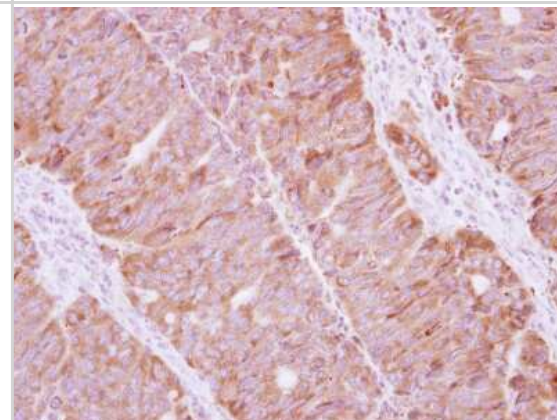


Images

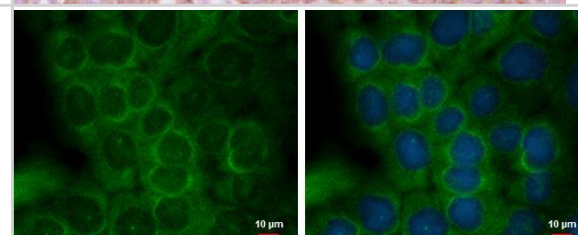
Western Blot: Staufen Antibody [NBP2-20508] - Sample (30 ug of whole cell lysate) A: Raji 7. 5% SDS PAGE gel, diluted at 1:1000.



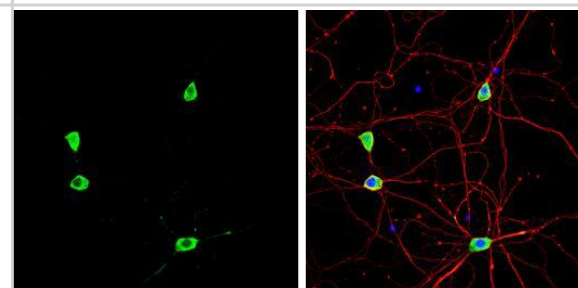
Immunohistochemistry-Paraffin: Staufen Antibody [NBP2-20508] - Immunohistochemical analysis of paraffin-embedded Colon ca, using antibody at 1:500 dilution.



Staufen antibody detects Staufen protein at cytoplasm by immunofluorescent analysis.
 Sample: A431 cells were fixed in ice-cold MeOH for 5 min.
 Green: Staufen protein stained by Staufen antibody (NBP2-20508) diluted at 1:500.
 Blue: Hoechst 33342 staining.
 Scale bar = 10 μ m.



Staufen antibody detects Staufen protein by immunofluorescent analysis. Sample: DIV9 rat E18 primary hippocampal neuron cells were fixed in 4% paraformaldehyde at RT for 15 min. Green: Staufen stained by Staufen antibody (NBP2-20508) diluted at 1:500. Red: beta Tubulin 3/ Tuj1, stained by beta Tubulin 3/ Tuj1 antibody [GT11710] diluted at 1:500. Blue: Fluoroshield with DAPI .





Novus Biologicals USA

10730 E. Briarwood Avenue
Centennial, CO 80112
USA
Phone: 303.730.1950
Toll Free: 1.888.506.6887
Fax: 303.730.1966
nb-customerservice@bio-techne.com

Bio-Techne Canada

21 Canmotor Ave
Toronto, ON M8Z 4E6
Canada
Phone: 905.827.6400
Toll Free: 855.668.8722
Fax: 905.827.6402
canada.inquires@bio-techne.com

Bio-Techne Ltd

19 Barton Lane
Abingdon Science Park
Abingdon, OX14 3NB, United Kingdom
Phone: (44) (0) 1235 529449
Free Phone: 0800 37 34 15
Fax: (44) (0) 1235 533420
info.EMEA@bio-techne.com

General Contact Information

www.novusbio.com
Technical Support: nb-technical@bio-techne.com
Orders: nb-customerservice@bio-techne.com
General: novus@novusbio.com

Products Related to NBP2-20508

| | |
|-------------|---|
| NBP2-33376H | Blue Marker Antibody (6F4-F6) [HRP] |
| HAF008 | Goat anti-Rabbit IgG Secondary Antibody [HRP] |
| NB7160 | Goat anti-Rabbit IgG (H+L) Secondary Antibody [HRP] |
| NBP2-24891 | Rabbit IgG Isotype Control |

Limitations

This product is for research use only and is not approved for use in humans or in clinical diagnosis. Primary Antibodies are guaranteed for 1 year from date of receipt.

For more information on our 100% guarantee, please visit www.novusbio.com/guarantee

Earn gift cards/discounts by submitting a review: www.novusbio.com/reviews/submit/NBP2-20508

Earn gift cards/discounts by submitting a publication using this product:
www.novusbio.com/publications

