

Product Datasheet

RSK2 Antibody NBP2-20236

Unit Size: 0.1 ml

Aliquot and store at -20C or -80C. Avoid freeze-thaw cycles.

www.novusbio.com



technical@novusbio.com

Protocols, Publications, Related Products, Reviews, Research Tools and Images at:
www.novusbio.com/NBP2-20236

Updated 9/25/2025 v.20.1

Earn rewards for product
reviews and publications.

Submit a publication at www.novusbio.com/publications

Submit a review at www.novusbio.com/reviews/destination/NBP2-20236



NBP2-20236


RSK2 Antibody

Product Information	
Unit Size	0.1 ml
Concentration	Concentrations vary lot to lot. See vial label for concentration. If unlisted please contact technical services.
Storage	Aliquot and store at -20C or -80C. Avoid freeze-thaw cycles.
Clonality	Polyclonal
Preservative	0.01% Thimerosal
Isotype	IgG
Purity	Antigen Affinity-purified
Buffer	PBS, 1% BSA, 20% Glycerol
Target Molecular Weight	84 kDa
Product Description	
Description	Novus Biologicals Rabbit RSK2 Antibody (NBP2-20236) is a polyclonal antibody validated for use in WB. All Novus Biologicals antibodies are covered by our 100% guarantee.
Host	Rabbit
Gene ID	6197
Gene Symbol	RPS6KA3
Species	Human, Mouse, Rat
Immunogen	Recombinant protein encompassing a sequence within the center region of human RSK2. The exact sequence is proprietary.
Product Application Details	
Applications	Western Blot
Recommended Dilutions	Western Blot 1:500-1:3000

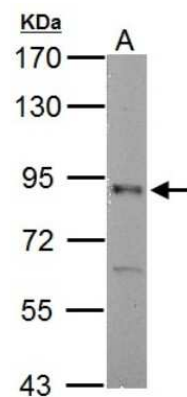


Images

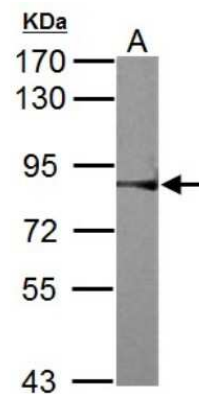
Western Blot: RSK2 Antibody [NBP2-20236] - Whole cell extract (30 ug) was separated by 7.5% SDS-PAGE, and the membranes were blotted with RSK2 antibody. HRP-conjugated anti-rabbit IgG antibody was used to detect the primary antibody.



Western Blot: RSK2 Antibody [NBP2-20236] - Sample (30 ug of whole cell lysate) A: NIH-3T3 7.5% SDS PAGE gel, diluted at 1:1000.



Western Blot: RSK2 Antibody [NBP2-20236] - Sample (30 ug of whole cell lysate) A: PC-12 7.5% SDS PAGE gel, diluted at 1:1000.





Novus Biologicals USA

10730 E. Briarwood Avenue
Centennial, CO 80112
USA
Phone: 303.730.1950
Toll Free: 1.888.506.6887
Fax: 303.730.1966
nb-customerservice@bio-techne.com

Bio-Techne Canada

21 Canmotor Ave
Toronto, ON M8Z 4E6
Canada
Phone: 905.827.6400
Toll Free: 855.668.8722
Fax: 905.827.6402
canada.inquires@bio-techne.com

Bio-Techne Ltd

19 Barton Lane
Abingdon Science Park
Abingdon, OX14 3NB, United Kingdom
Phone: (44) (0) 1235 529449
Free Phone: 0800 37 34 15
Fax: (44) (0) 1235 533420
info.EMEA@bio-techne.com

General Contact Information

www.novusbio.com
Technical Support: nb-technical@bio-techne.com
Orders: nb-customerservice@bio-techne.com
General: novus@novusbio.com

Products Related to NBP2-20236

NBP2-33376H	Blue Marker Antibody (6F4-F6) [HRP]
HAF008	Goat anti-Rabbit IgG Secondary Antibody [HRP]
NB7160	Goat anti-Rabbit IgG (H+L) Secondary Antibody [HRP]
NBP2-24891	Rabbit IgG Isotype Control

Limitations

This product is for research use only and is not approved for use in humans or in clinical diagnosis. Primary Antibodies are guaranteed for 1 year from date of receipt.

For more information on our 100% guarantee, please visit www.novusbio.com/guarantee

Earn gift cards/discounts by submitting a review: www.novusbio.com/reviews/submit/NBP2-20236

Earn gift cards/discounts by submitting a publication using this product:
www.novusbio.com/publications

