

Product Datasheet

RALY Antibody - BSA Free

NBP2-20065

Unit Size: 0.1 ml

Aliquot and store at -20C or -80C. Avoid freeze-thaw cycles.

www.novusbio.com



technical@novusbio.com

Publications: 2

Protocols, Publications, Related Products, Reviews, Research Tools and Images at:
www.novusbio.com/NBP2-20065

Updated 9/25/2025 v.20.1

Earn rewards for product
reviews and publications.

Submit a publication at www.novusbio.com/publications

Submit a review at www.novusbio.com/reviews/destination/NBP2-20065



NBP2-20065

RALY Antibody - BSA Free


Product Information	
Unit Size	0.1 ml
Concentration	Concentrations vary lot to lot. See vial label for concentration. If unlisted please contact technical services.
Storage	Aliquot and store at -20C or -80C. Avoid freeze-thaw cycles.
Clonality	Polyclonal
Preservative	0.01% Thimerosal
Isotype	IgG
Purity	Antigen Affinity-purified
Buffer	0.1M Tris, 0.1M Glycine, 20% Glycerol
Target Molecular Weight	32 kDa

Product Description	
Description	Novus Biologicals Rabbit RALY Antibody - BSA Free (NBP2-20065) is a polyclonal antibody validated for use in IHC, WB, ICC/IF and IP. Anti-RALY Antibody: Cited in 2 publications. All Novus Biologicals antibodies are covered by our 100% guarantee.
Host	Rabbit
Gene ID	22913
Gene Symbol	RALY
Species	Human, Mouse, Rat
Reactivity Notes	Bovine (85%), Zebrafish (82%), Dog (86%).
Immunogen	Recombinant protein encompassing a sequence within the center region of human RALY. The exact sequence is proprietary.

Product Application Details	
Applications	Western Blot, Immunohistochemistry-Paraffin, Immunocytochemistry/ Immunofluorescence, Immunohistochemistry, Immunoprecipitation
Recommended Dilutions	Western Blot 1:500-1:3000, Immunohistochemistry 1:100-1:1000, Immunocytochemistry/ Immunofluorescence 1:100-1:1000, Immunoprecipitation, Immunohistochemistry-Paraffin 1:100-1:1000
Application Notes	IP-Assay dependent

Images

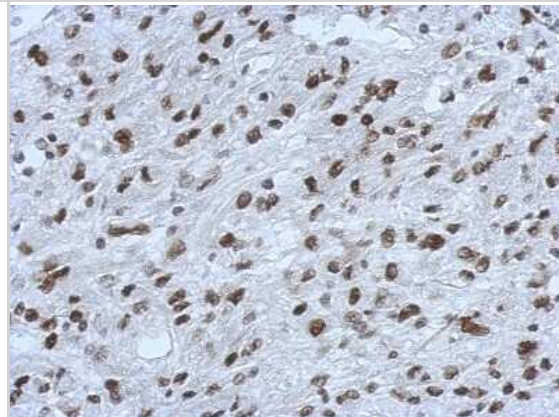
Western Blot: RALY Antibody [NBP2-20065] - Sample (30 ug of whole cell lysate) A: HepG2 12% SDS PAGE gel, diluted at 1:1000.



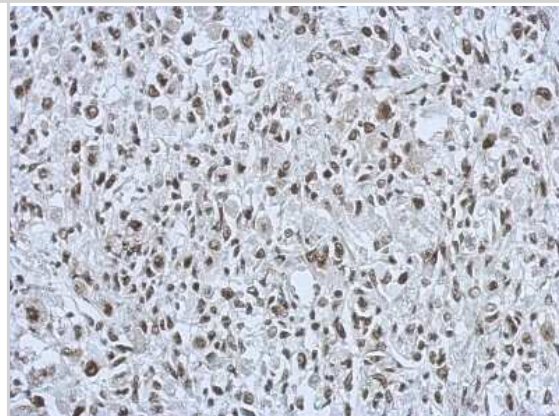
Immunocytochemistry/Immunofluorescence: RALY Antibody [NBP2-20065] - Immunofluorescence analysis of paraformaldehyde-fixed HeLa, using antibody at 1:500 dilution.



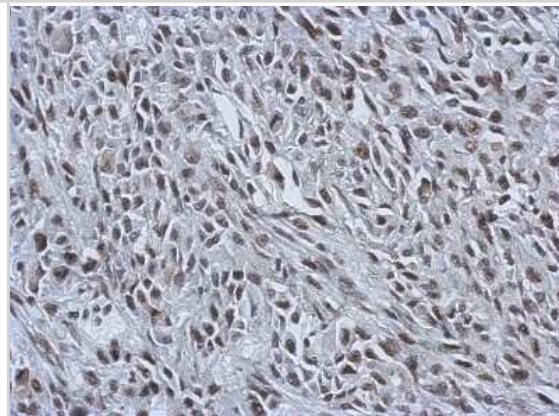
Immunohistochemistry-Paraffin: RALY Antibody [NBP2-20065] - Immunohistochemical analysis of paraffin-embedded U373 xenograft, using antibody at 1:500 dilution.



Immunohistochemistry-Paraffin: RALY Antibody [NBP2-20065] - Immunohistochemical analysis of paraffin-embedded C2C12 xenograft, using antibody at 1:500 dilution.



Immunohistochemistry-Paraffin: RALY Antibody [NBP2-20065] - Immunohistochemical analysis of paraffin-embedded RT2 xenograft, using antibody at 1:500 dilution.



Publications

Xia A, Yue Q, Zhu M et al. The cancer-testis lncRNA LINC01977 promotes HCC progression by interacting with RBM39 to prevent Notch2 ubiquitination Cell death discovery 2023-05-18 [PMID: 37198207] (RIP, Human)

Xia A, Yuan W, Wang Q et al. The cancer-testis lncRNA lnc-CTHCC promotes hepatocellular carcinogenesis by binding hnRNP K and activating YAP1 transcription Nature Cancer 2022-01-10 [PMID: 35122073] (RIP, Human)



Novus Biologicals USA

10730 E. Briarwood Avenue
Centennial, CO 80112
USA

Phone: 303.730.1950

Toll Free: 1.888.506.6887

Fax: 303.730.1966

nb-customerservice@bio-techne.com

Bio-Techne Canada

21 Canmotor Ave
Toronto, ON M8Z 4E6
Canada

Phone: 905.827.6400

Toll Free: 855.668.8722

Fax: 905.827.6402

canada.inquires@bio-techne.com

Bio-Techne Ltd

19 Barton Lane
Abingdon Science Park
Abingdon, OX14 3NB, United Kingdom

Phone: (44) (0) 1235 529449

Free Phone: 0800 37 34 15

Fax: (44) (0) 1235 533420

info.EMEA@bio-techne.com

General Contact Information

www.novusbio.com

Technical Support: nb-technical@bio-techne.com

Orders: nb-customerservice@bio-techne.com

General: novus@novusbio.com

Products Related to NBP2-20065

NBP2-33376H	Blue Marker Antibody (6F4-F6) [HRP]
HAF008	Goat anti-Rabbit IgG Secondary Antibody [HRP]
NB7160	Goat anti-Rabbit IgG (H+L) Secondary Antibody [HRP]
NBP2-24891	Rabbit IgG Isotype Control

Limitations

This product is for research use only and is not approved for use in humans or in clinical diagnosis. Primary Antibodies are guaranteed for 1 year from date of receipt.

For more information on our 100% guarantee, please visit www.novusbio.com/guarantee

Earn gift cards/discounts by submitting a review: www.novusbio.com/reviews/submit/NBP2-20065

Earn gift cards/discounts by submitting a publication using this product:
www.novusbio.com/publications

