

Product Datasheet

Rad51 Antibody NBP2-20058

Unit Size: 0.1 ml

Aliquot and store at -20C or -80C. Avoid freeze-thaw cycles.

www.novusbio.com



technical@novusbio.com

Publications: 1

Protocols, Publications, Related Products, Reviews, Research Tools and Images at:
www.novusbio.com/NBP2-20058

Updated 9/25/2025 v.20.1

Earn rewards for product
reviews and publications.

Submit a publication at www.novusbio.com/publications

Submit a review at www.novusbio.com/reviews/destination/NBP2-20058



NBP2-20058

Rad51 Antibody

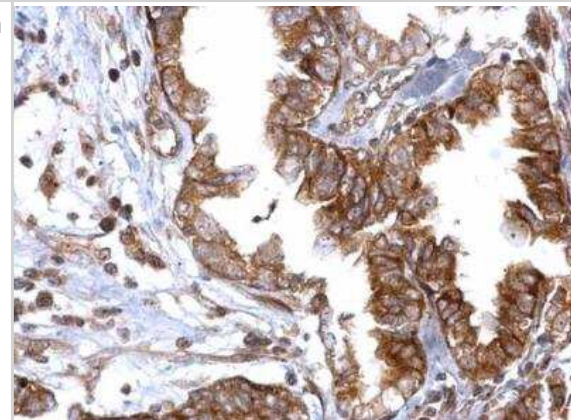
Product Information	
Unit Size	0.1 ml
Concentration	Concentrations vary lot to lot. See vial label for concentration. If unlisted please contact technical services.
Storage	Aliquot and store at -20C or -80C. Avoid freeze-thaw cycles.
Clonality	Polyclonal
Preservative	0.01% Thimerosal
Isotype	IgG
Purity	Antigen Affinity-purified
Buffer	PBS, 1% BSA, 20% Glycerol
Target Molecular Weight	37 kDa

Product Description	
Description	Novus Biologicals Rabbit Rad51 Antibody (NBP2-20058) is a polyclonal antibody validated for use in IHC, WB and IP. Anti-Rad51 Antibody: Cited in 1 publication. All Novus Biologicals antibodies are covered by our 100% guarantee.
Host	Rabbit
Gene ID	5888
Gene Symbol	RAD51
Species	Human, Rat
Immunogen	Recombinant protein corresponding to human Rad51

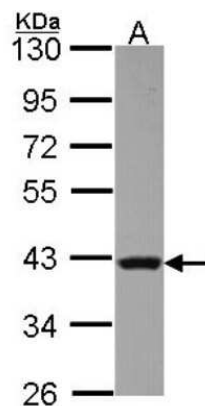
Product Application Details	
Applications	Western Blot, Immunohistochemistry-Paraffin, Immunohistochemistry, Immunohistochemistry-Frozen, Immunoprecipitation
Recommended Dilutions	Western Blot 1:500-1:3000, Immunohistochemistry 1:100-1:1000, Immunoprecipitation 1:100-1:500, Immunohistochemistry-Paraffin 1:100-1:1000, Immunohistochemistry-Frozen Assay dependent

Images

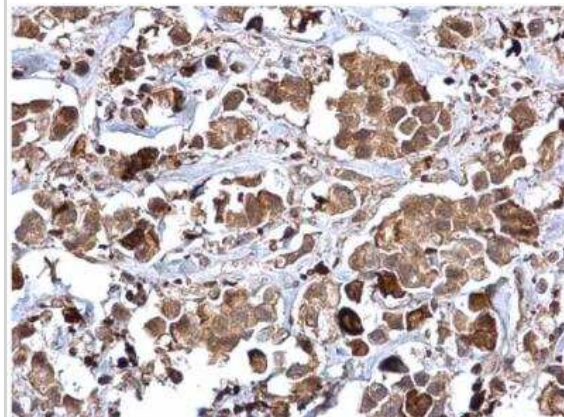
Immunohistochemistry-Paraffin: Rad51 Antibody [NBP2-20058] - Human ovarian carcinoma. Rad51 antibody dilution: 1:500. Antigen Retrieval: Trilogy™ (EDTA based, pH 8.0) buffer, 15min



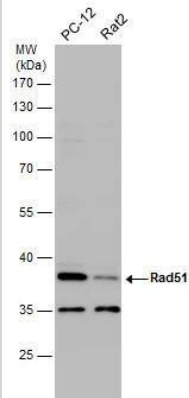
Western Blot: Rad51 Antibody [NBP2-20058] - Sample (30 ug of whole cell lysate) A: JurKat 10% SDS PAGE gel, diluted at 1:1000.




Immunohistochemistry-Paraffin: Rad51 Antibody [NBP2-20058] - Human breast carcinoma. Rad51 antibody dilution: 1:500. Antigen Retrieval: Trilogy™ (EDTA based, pH 8.0) buffer, 15min



Various whole cell extracts (30 ug) were separated by 10% SDS-PAGE, and the membrane was blotted with Rad51 antibody (NBP2-20058) diluted at 1:500.



Non-transfected (-) and transfected (+) 293T whole cell extracts (30 ug) were separated by 10% SDS-PAGE, and the membrane was blotted with Rad51 antibody (NBP2-20058) diluted at 1:1000.



Rad51 antibody immunoprecipitates Rad51 protein in IP experiments.

IP samples: Jurkat whole cell extract

A. 40 ug Jurkat whole cell extract

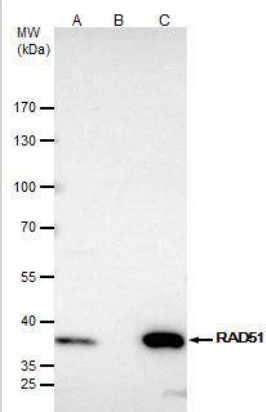
B. Control with 4 ug of preimmune Rabbit IgG

C. Immunoprecipitation of Rad51 protein by 4 ug Rad51 antibody (NBP2-20058)

5 % SDS-PAGE

The immunoprecipitated Rad51 protein was detected by Rad51 antibody (NBP2-20058) diluted at 1:500.

[EasyBlot anti-rabbit IgG was used as a secondary reagent]



Publications

Huang MY, Huang YJ, Cheng TL et al. XPF-ERCC1 Blocker Improves the Therapeutic Efficacy of 5-FU- and Oxaliplatin-Based Chemoradiotherapy in Colorectal Cancer Cells 2023-05-25 [PMID: 37296596] (Western Blot)



Novus Biologicals USA

10730 E. Briarwood Avenue
Centennial, CO 80112
USA
Phone: 303.730.1950
Toll Free: 1.888.506.6887
Fax: 303.730.1966
nb-customerservice@bio-techne.com

Bio-Techne Canada

21 Canmotor Ave
Toronto, ON M8Z 4E6
Canada
Phone: 905.827.6400
Toll Free: 855.668.8722
Fax: 905.827.6402
canada.inquires@bio-techne.com

Bio-Techne Ltd

19 Barton Lane
Abingdon Science Park
Abingdon, OX14 3NB, United Kingdom
Phone: (44) (0) 1235 529449
Free Phone: 0800 37 34 15
Fax: (44) (0) 1235 533420
info.EMEA@bio-techne.com

General Contact Information

www.novusbio.com
Technical Support: nb-technical@bio-techne.com
Orders: nb-customerservice@bio-techne.com
General: novus@novusbio.com

Products Related to NBP2-20058

NBP2-33376H	Blue Marker Antibody (6F4-F6) [HRP]
HAF008	Goat anti-Rabbit IgG Secondary Antibody [HRP]
NB7160	Goat anti-Rabbit IgG (H+L) Secondary Antibody [HRP]
NBP2-24891	Rabbit IgG Isotype Control

Limitations

This product is for research use only and is not approved for use in humans or in clinical diagnosis. Primary Antibodies are guaranteed for 1 year from date of receipt.

For more information on our 100% guarantee, please visit www.novusbio.com/guarantee

Earn gift cards/discounts by submitting a review: www.novusbio.com/reviews/submit/NBP2-20058

Earn gift cards/discounts by submitting a publication using this product:
www.novusbio.com/publications

