

Product Datasheet

p23/PTGES3 Antibody NBP2-19998

Unit Size: 0.1 ml

Aliquot and store at -20C or -80C. Avoid freeze-thaw cycles.

www.novusbio.com



technical@novusbio.com

Publications: 1

Protocols, Publications, Related Products, Reviews, Research Tools and Images at:
www.novusbio.com/NBP2-19998

Updated 9/25/2025 v.20.1

Earn rewards for product
reviews and publications.

Submit a publication at www.novusbio.com/publications

Submit a review at www.novusbio.com/reviews/destination/NBP2-19998



NBP2-19998

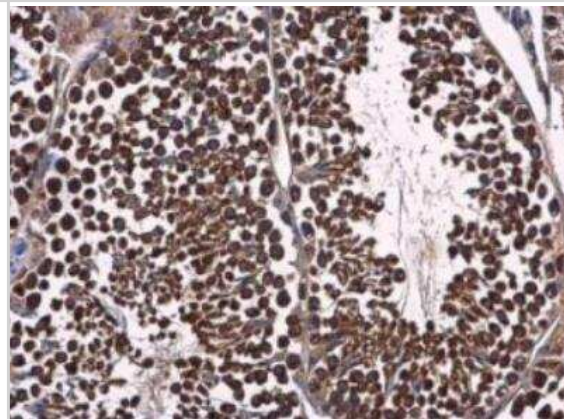
p23/PTGES3 Antibody

Product Information	
Unit Size	0.1 ml
Concentration	Concentrations vary lot to lot. See vial label for concentration. If unlisted please contact technical services.
Storage	Aliquot and store at -20C or -80C. Avoid freeze-thaw cycles.
Clonality	Polyclonal
Preservative	0.01% Thimerosal
Isotype	IgG
Purity	Antigen Affinity-purified
Buffer	PBS, 1% BSA, 20% Glycerol
Target Molecular Weight	19 kDa
Product Description	
Description	Novus Biologicals Knockout (KO) Validated Rabbit p23/PTGES3 Antibody (NBP2-19998) is a polyclonal antibody validated for use in IHC and WB. Anti-p23/PTGES3 Antibody: Cited in 1 publication. All Novus Biologicals antibodies are covered by our 100% guarantee.
Host	Rabbit
Gene ID	10728
Gene Symbol	PTGES3
Species	Human, Mouse
Reactivity Notes	Use in Bovine reported in scientific publication PMID: 32861111
Immunogen	Recombinant protein encompassing a sequence within the center region of human p23/PTGES3. The exact sequence is proprietary.
Product Application Details	
Applications	Western Blot, Immunohistochemistry-Paraffin, Immunohistochemistry, Knockout Validated
Recommended Dilutions	Western Blot 1:500-1:20000, Immunohistochemistry 1:100-1:1000, Immunohistochemistry-Paraffin 1:100-1:1000, Knockout Validated

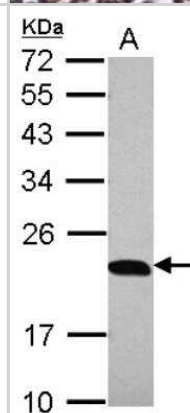


Images

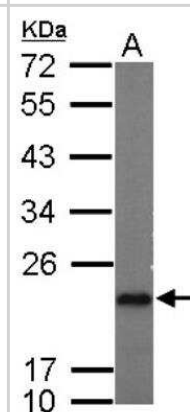
Immunohistochemistry-Paraffin: p23/PTGES3 Antibody [NBP2-19998] - Mouse testis. p23 antibody [N1C3] diluted at 1:500. Antigen Retrieval: Citrate buffer, pH 6.0, 15 min



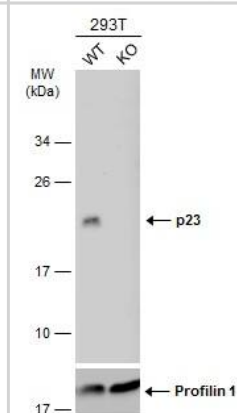
Western Blot: p23/PTGES3 Antibody [NBP2-19998] - Sample (30 ug of whole cell lysate) A: 293T 12% SDS PAGE diluted at 1:10000



Western Blot: p23/PTGES3 Antibody [NBP2-19998] - Sample (50 ug of whole cell lysate) A: mouse brain 12% SDS PAGE diluted at 1:5000



Wild-type (WT) and p23 knockout (KO) 293T cell extracts (30 ug) were separated by 12% SDS-PAGE, and the membrane was blotted with p23 antibody [N1C3] (NBP2-19998) diluted at 1:1000. The HRP-conjugated anti-rabbit IgG antibody was used to detect the primary antibody.



Publications

Qin X, Yang S, Zhang Y et al. Effects of non-esterified fatty acids on relative abundance of prostaglandin E2 and F2 alpha synthesis-related mRNA transcripts and protein in endometrial cells of cattle in vitro *Animal Reproduction Science* 2020-10-01 [PMID: 32861111] (WB, Bovine)



Novus Biologicals USA

10730 E. Briarwood Avenue
Centennial, CO 80112
USA

Phone: 303.730.1950

Toll Free: 1.888.506.6887

Fax: 303.730.1966

nb-customerservice@bio-techne.com

Bio-Techne Canada

21 Canmotor Ave
Toronto, ON M8Z 4E6
Canada

Phone: 905.827.6400

Toll Free: 855.668.8722

Fax: 905.827.6402

canada.inquires@bio-techne.com

Bio-Techne Ltd

19 Barton Lane
Abingdon Science Park
Abingdon, OX14 3NB, United Kingdom

Phone: (44) (0) 1235 529449

Free Phone: 0800 37 34 15

Fax: (44) (0) 1235 533420

info.EMEA@bio-techne.com

General Contact Information

www.novusbio.com

Technical Support: nb-technical@bio-techne.com

Orders: nb-customerservice@bio-techne.com

General: novus@novusbio.com

Products Related to NBP2-19998

NBP2-33376H	Blue Marker Antibody (6F4-F6) [HRP]
HAF008	Goat anti-Rabbit IgG Secondary Antibody [HRP]
NB7160	Goat anti-Rabbit IgG (H+L) Secondary Antibody [HRP]
NBP2-24891	Rabbit IgG Isotype Control

Limitations

This product is for research use only and is not approved for use in humans or in clinical diagnosis. Primary Antibodies are guaranteed for 1 year from date of receipt.

For more information on our 100% guarantee, please visit www.novusbio.com/guarantee

Earn gift cards/discounts by submitting a review: www.novusbio.com/reviews/submit/NBP2-19998

Earn gift cards/discounts by submitting a publication using this product:

www.novusbio.com/publications

