

# Product Datasheet

## PTBP2 Antibody - BSA Free NBP2-19997

Unit Size: 0.1 ml

Aliquot and store at -20C or -80C. Avoid freeze-thaw cycles.

[www.novusbio.com](http://www.novusbio.com)



[technical@novusbio.com](mailto:technical@novusbio.com)

### Publications: 1

Protocols, Publications, Related Products, Reviews, Research Tools and Images at:  
[www.novusbio.com/NBP2-19997](http://www.novusbio.com/NBP2-19997)

Updated 9/25/2025 v.20.1

Earn rewards for product  
reviews and publications.

Submit a publication at [www.novusbio.com/publications](http://www.novusbio.com/publications)

Submit a review at [www.novusbio.com/reviews/destination/NBP2-19997](http://www.novusbio.com/reviews/destination/NBP2-19997)



**NBP2-19997**

PTBP2 Antibody - BSA Free

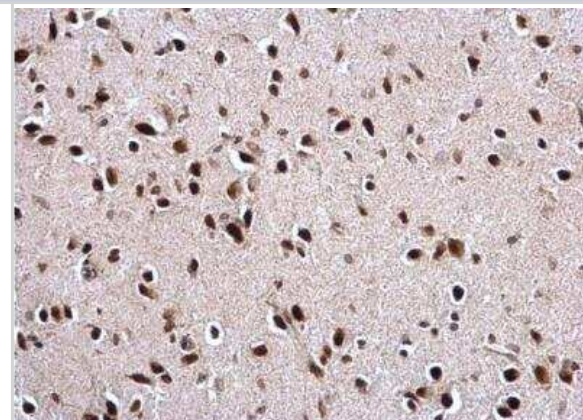
Product Information	
<b>Unit Size</b>	0.1 ml
<b>Concentration</b>	Concentrations vary lot to lot. See vial label for concentration. If unlisted please contact technical services.
<b>Storage</b>	Aliquot and store at -20C or -80C. Avoid freeze-thaw cycles.
<b>Clonality</b>	Polyclonal
<b>Preservative</b>	0.01% Thimerosal
<b>Isotype</b>	IgG
<b>Purity</b>	Antigen Affinity-purified
<b>Buffer</b>	0.1M Tris, 0.1M Glycine, 20% Glycerol
<b>Target Molecular Weight</b>	57 kDa

Product Description	
<b>Description</b>	Novus Biologicals Rabbit PTBP2 Antibody - BSA Free (NBP2-19997) is a polyclonal antibody validated for use in IHC and WB. Anti-PTBP2 Antibody: Cited in 1 publication. All Novus Biologicals antibodies are covered by our 100% guarantee.
<b>Host</b>	Rabbit
<b>Gene ID</b>	58155
<b>Gene Symbol</b>	PTBP2
<b>Species</b>	Human, Mouse, Rat
<b>Reactivity Notes</b>	Japanese medaka (83%).
<b>Immunogen</b>	Recombinant protein encompassing a sequence within the C-terminus region of human PTBP2. The exact sequence is proprietary.

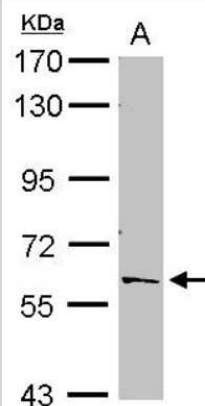
Product Application Details	
<b>Applications</b>	Western Blot, Immunohistochemistry-Paraffin, Immunohistochemistry
<b>Recommended Dilutions</b>	Western Blot 1:500-1:3000, Immunohistochemistry 1:100-1:1000, Immunohistochemistry-Paraffin 1:100-1:1000

**Images**

Immunohistochemistry-Paraffin: PTBP2 Antibody [NBP2-19997] - Paraffin-embedded mouse middle brain. PTBP2 antibody [C1C3] dilution: 1:1000.



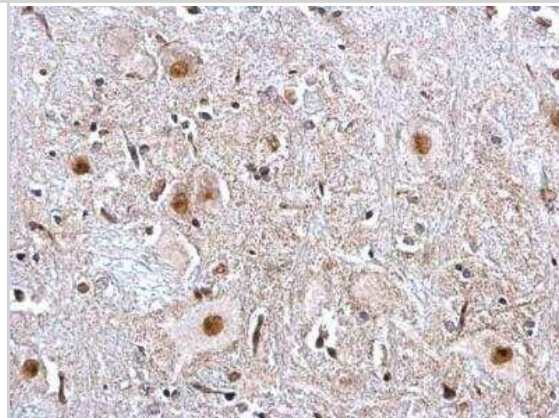
Western Blot: PTBP2 Antibody [NBP2-19997] - Sample (30 ug of whole cell lysate) A: A549 7. 5% SDS PAGE gel, diluted at 1:1000.



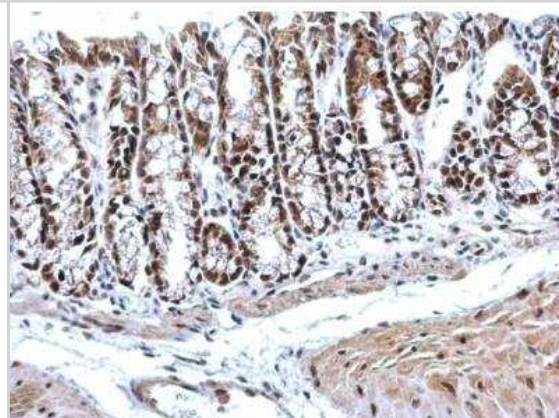
Immunohistochemistry-Paraffin: PTBP2 Antibody [NBP2-19997] - Immunohistochemical analysis of paraffin-embedded Cal27 xenograft, using antibody at 1:500 dilution.



Immunohistochemistry-Paraffin: PTBP2 Antibody [NBP2-19997] - Paraffin-embedded rat brain stem. PTBP2 antibody [C1C3] dilution: 1:1000.



Immunohistochemistry-Paraffin: PTBP2 Antibody [NBP2-19997] - Paraffin-embedded mouse colon. PTBP2 antibody [C1C3] dilution: 1:1000.



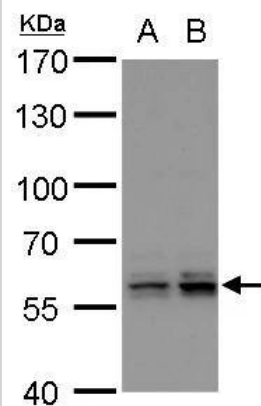
PTBP2 antibody [C1C3] detects PTBP2 protein by western blot analysis.

A. 30 ug H1299 whole cell lysate/extract

B. 30 ug HCT116 whole cell lysate/extract

7.5 % SDS-PAGE

PTBP2 antibody [C1C3] (NBP2-19997) dilution: 1:1000



## Publications

Wiseman JA, Dragunow M, I-H Park T Cell Type-Specific Nuclei Markers: The Need for Human Brain Research to Go Nuclear *The Neuroscientist* : a review journal bringing neurobiology, neurology and psychiatry 2023-02-01 [PMID: 34459315]



### **Novus Biologicals USA**

10730 E. Briarwood Avenue  
Centennial, CO 80112  
USA  
Phone: 303.730.1950  
Toll Free: 1.888.506.6887  
Fax: 303.730.1966  
nb-customerservice@bio-techne.com

### **Bio-Techne Canada**

21 Canmotor Ave  
Toronto, ON M8Z 4E6  
Canada  
Phone: 905.827.6400  
Toll Free: 855.668.8722  
Fax: 905.827.6402  
canada.inquires@bio-techne.com

### **Bio-Techne Ltd**

19 Barton Lane  
Abingdon Science Park  
Abingdon, OX14 3NB, United Kingdom  
Phone: (44) (0) 1235 529449  
Free Phone: 0800 37 34 15  
Fax: (44) (0) 1235 533420  
info.EMEA@bio-techne.com

### **General Contact Information**

www.novusbio.com  
Technical Support: nb-technical@bio-techne.com  
Orders: nb-customerservice@bio-techne.com  
General: novus@novusbio.com

### **Products Related to NBP2-19997**

---

NBP2-33376H	Blue Marker Antibody (6F4-F6) [HRP]
HAF008	Goat anti-Rabbit IgG Secondary Antibody [HRP]
NB7160	Goat anti-Rabbit IgG (H+L) Secondary Antibody [HRP]
NBP2-24891	Rabbit IgG Isotype Control

---

### **Limitations**

This product is for research use only and is not approved for use in humans or in clinical diagnosis. Primary Antibodies are guaranteed for 1 year from date of receipt.

For more information on our 100% guarantee, please visit [www.novusbio.com/guarantee](http://www.novusbio.com/guarantee)

Earn gift cards/discounts by submitting a review: [www.novusbio.com/reviews/submit/NBP2-19997](http://www.novusbio.com/reviews/submit/NBP2-19997)

Earn gift cards/discounts by submitting a publication using this product:  
[www.novusbio.com/publications](http://www.novusbio.com/publications)

