

Product Datasheet

Prohibitin Antibody - BSA Free NBP2-19944

Unit Size: 0.1 ml

Aliquot and store at -20C or -80C. Avoid freeze-thaw cycles.

www.novusbio.com



technical@novusbio.com

Protocols, Publications, Related Products, Reviews, Research Tools and Images at:
www.novusbio.com/NBP2-19944

Updated 9/25/2025 v.20.1

Earn rewards for product
reviews and publications.

Submit a publication at www.novusbio.com/publications

Submit a review at www.novusbio.com/reviews/destination/NBP2-19944



NBP2-19944

Prohibitin Antibody - BSA Free

Product Information

Unit Size	0.1 ml
Concentration	Concentrations vary lot to lot. See vial label for concentration. If unlisted please contact technical services.
Storage	Aliquot and store at -20C or -80C. Avoid freeze-thaw cycles.
Clonality	Polyclonal
Preservative	0.01% Thimerosal
Isotype	IgG
Purity	Antigen Affinity-purified
Buffer	0.1M Tris, 0.1M Glycine, 20% Glycerol
Target Molecular Weight	30 kDa

Product Description

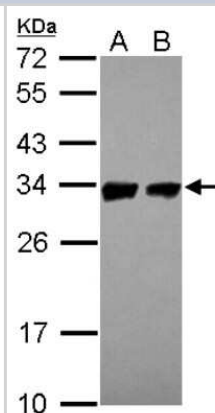
Description	Novus Biologicals Rabbit Prohibitin Antibody - BSA Free (NBP2-19944) is a polyclonal antibody validated for use in IHC, WB and ICC/IF. All Novus Biologicals antibodies are covered by our 100% guarantee.
Host	Rabbit
Gene ID	5245
Gene Symbol	PHB1
Species	Human, Mouse, Rat
Reactivity Notes	Chimpanzee (100%), Cat (100%), Xenopus laevis (89%).
Marker	Mitochondria Marker
Immunogen	Recombinant protein encompassing a sequence within the center region of human Prohibitin. The exact sequence is proprietary.

Product Application Details

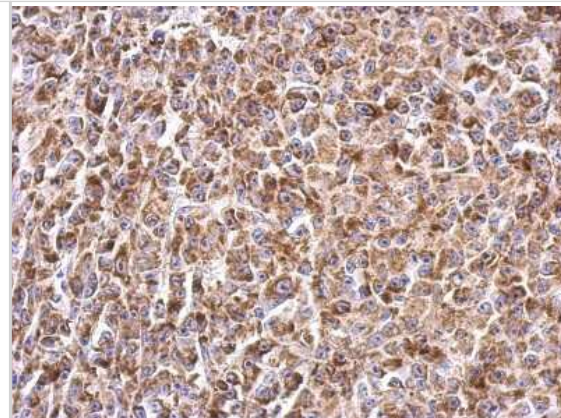
Applications	Western Blot, Immunohistochemistry-Paraffin, Immunocytochemistry/Immunofluorescence, Immunohistochemistry
Recommended Dilutions	Western Blot 1:500-1:3000, Immunohistochemistry 1:100-1:1000, Immunocytochemistry/ Immunofluorescence 1:100-1:1000, Immunohistochemistry-Paraffin 1:100-1:1000

Images

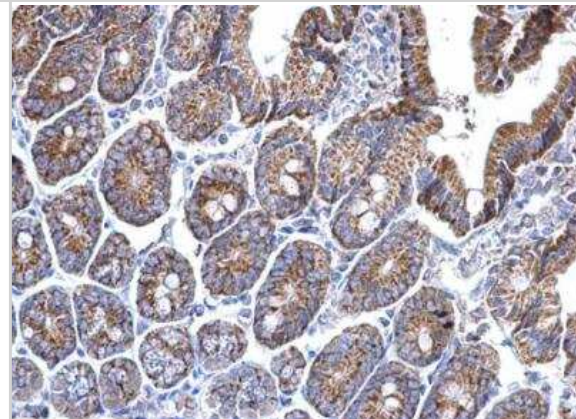
Western Blot: Prohibitin Antibody [NBP2-19944] - Sample (30 ug of whole cell lysate) A: IMR32 B: U87-MG 12% SDS PAGE gel, diluted at 1:1000.



Immunohistochemistry-Paraffin: Prohibitin Antibody [NBP2-19944] - Immunohistochemical analysis of paraffin-embedded HBL435 xenograft, using antibody at 1:500 dilution.



Immunohistochemistry-Paraffin: Prohibitin Antibody [NBP2-19944] - Paraffin-embedded mouse intestine. Prohibitin antibody dilution: 1:500.



Prohibitin antibody detects PHB protein by Western blot analysis.

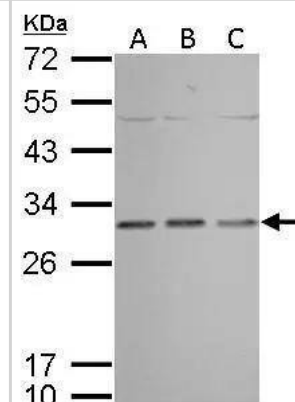
A. 30 ug Neuro2A whole cell lysate/extract

B. 30 ug GL261 whole cell lysate/extract

C. 30 ug C8D30 whole cell lysate/extract

12 % SDS-PAGE

Prohibitin antibody (NBP2-19944) dilution: 1:1000




Prohibitin antibody detects PHB protein by Western blot analysis.

A. 30 ug PC-12 whole cell lysate/extract

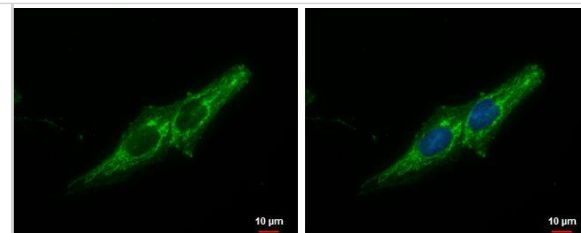
B. 30 ug Rat2 whole cell lysate/extract

12 % SDS-PAGE

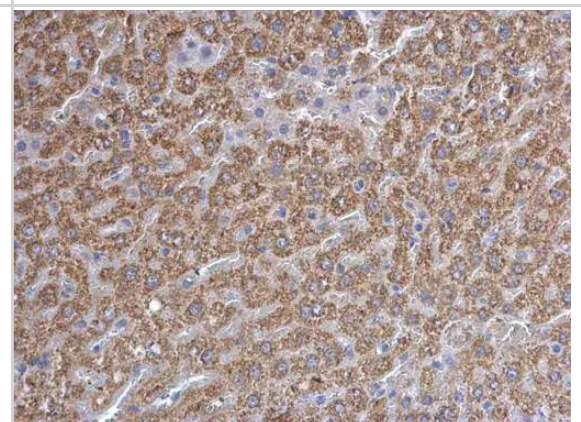
Prohibitin antibody (NBP2-19944) dilution: 1:1000



Prohibitin antibody detects Prohibitin protein at mitochondria by immunofluorescent analysis.
Sample: SKNSH cells were fixed in 2% paraformaldehyde/culture medium at 37C for 30 min.
Green: Prohibitin protein stained by Prohibitin antibody (NBP2-19944) diluted at 1:1000.
Blue: Hoechst 33342 staining.



Prohibitin antibody detects Prohibitin protein at mitochondria on mouse intestine by immunohistochemical analysis.
Sample: Paraffin-embedded mouse intestine.
Prohibitin antibody (NBP2-19944) dilution: 1:500.
Antigen Retrieval: Trilogy(TM) (EDTA based, pH 8.0) buffer, 15min





Novus Biologicals USA

10730 E. Briarwood Avenue
Centennial, CO 80112
USA
Phone: 303.730.1950
Toll Free: 1.888.506.6887
Fax: 303.730.1966
nb-customerservice@bio-techne.com

Bio-Techne Canada

21 Canmotor Ave
Toronto, ON M8Z 4E6
Canada
Phone: 905.827.6400
Toll Free: 855.668.8722
Fax: 905.827.6402
canada.inquires@bio-techne.com

Bio-Techne Ltd

19 Barton Lane
Abingdon Science Park
Abingdon, OX14 3NB, United Kingdom
Phone: (44) (0) 1235 529449
Free Phone: 0800 37 34 15
Fax: (44) (0) 1235 533420
info.EMEA@bio-techne.com

General Contact Information

www.novusbio.com
Technical Support: nb-technical@bio-techne.com
Orders: nb-customerservice@bio-techne.com
General: novus@novusbio.com

Products Related to NBP2-19944

HAF008	Goat anti-Rabbit IgG Secondary Antibody [HRP]
NB7160	Goat anti-Rabbit IgG (H+L) Secondary Antibody [HRP]
NBP2-24891	Rabbit IgG Isotype Control
NBP2-23364	Recombinant Human Prohibitin His Protein

Limitations

This product is for research use only and is not approved for use in humans or in clinical diagnosis. Primary Antibodies are guaranteed for 1 year from date of receipt.

For more information on our 100% guarantee, please visit www.novusbio.com/guarantee

Earn gift cards/discounts by submitting a review: www.novusbio.com/reviews/submit/NBP2-19944

Earn gift cards/discounts by submitting a publication using this product:
www.novusbio.com/publications

