

Product Datasheet

MSY2 Antibody NBP2-19422

Unit Size: 0.1 ml

Aliquot and store at -20C or -80C. Avoid freeze-thaw cycles.

www.novusbio.com



technical@novusbio.com

Publications: 1

Protocols, Publications, Related Products, Reviews, Research Tools and Images at:
www.novusbio.com/NBP2-19422

Updated 9/9/2025 v.20.1

Earn rewards for product
reviews and publications.

Submit a publication at www.novusbio.com/publications

Submit a review at www.novusbio.com/reviews/destination/NBP2-19422



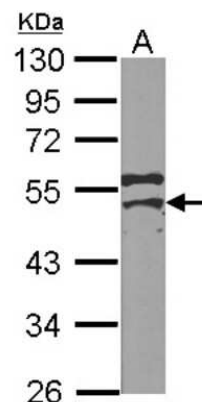
NBP2-19422

MSY2 Antibody

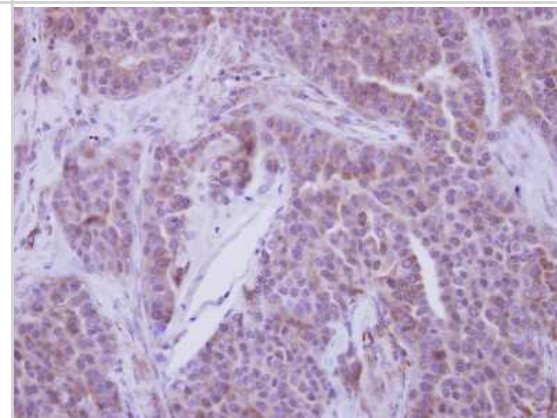
Product Information	
Unit Size	0.1 ml
Concentration	Concentrations vary lot to lot. See vial label for concentration. If unlisted please contact technical services.
Storage	Aliquot and store at -20C or -80C. Avoid freeze-thaw cycles.
Clonality	Polyclonal
Preservative	0.01% Thimerosal
Isotype	IgG
Purity	Antigen Affinity-purified
Buffer	PBS, 1% BSA, 20% Glycerol
Target Molecular Weight	39 kDa
Product Description	
Description	Novus Biologicals Rabbit MSY2 Antibody (NBP2-19422) is a polyclonal antibody validated for use in IHC, WB and ICC/IF. Anti-MSY2 Antibody: Cited in 1 publication. All Novus Biologicals antibodies are covered by our 100% guarantee.
Host	Rabbit
Gene ID	51087
Gene Symbol	YBX2
Species	Human, Mouse
Reactivity Notes	Golden Syrian Hamster reactivity reported in scientific literature (PMID: 30091812).
Immunogen	Recombinant protein encompassing a sequence within the center region of human MSY2. The exact sequence is proprietary.
Product Application Details	
Applications	Western Blot, Immunohistochemistry-Paraffin, Immunocytochemistry/Immunofluorescence, Immunohistochemistry
Recommended Dilutions	Western Blot 1:500-1:3000, Immunohistochemistry 1:100-1:1000, Immunocytochemistry/ Immunofluorescence 1:100-1:1000, Immunohistochemistry-Paraffin 1:100-1:1000

Images

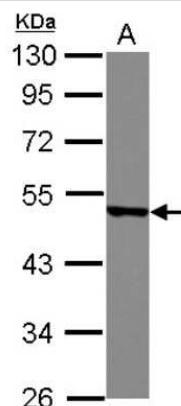
Western Blot: MSY2 Antibody [NBP2-19422] - Sample (50 ug of whole cell lysate) A: Mouse Testis, 10% SDS PAGE gel, diluted at 1:1000.



Immunohistochemistry-Paraffin: MSY2 Antibody [NBP2-19422] - Immunohistochemical analysis of paraffin-embedded Lung AdCA, using antibody at 1:250 dilution.



Western Blot: MSY2 Antibody [NBP2-19422] - Sample (30 ug of whole cell lysate) A: IMR32 10% SDS PAGE gel, diluted at 1:1000.

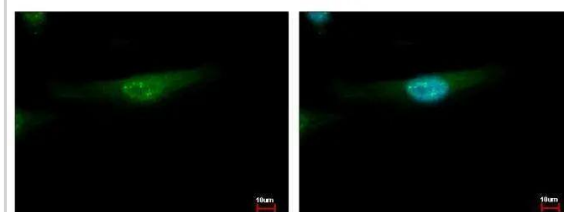


YBX2 antibody [N2C2], Internal detects YBX2 protein at cytoplasm and nucleus by immunofluorescent analysis.

Sample: HeLa cells were fixed in ice-cold MeOH for 5 min.

Green: YBX2 protein stained by YBX2 antibody [N2C2], Internal (NBP2-19422) diluted at 1:500.

Blue: Hoechst 33343 staining.



Publications

Shahed A, Young KA. Assessing recrudescence of photoregressed siberian hamster ovaries using in vitro whole ovary culture Mol. Reprod. Dev. 2018-08-09 [PMID: 30091812] (IHC-P, Golden Syrian Hamster)



Novus Biologicals USA

10730 E. Briarwood Avenue
Centennial, CO 80112
USA
Phone: 303.730.1950
Toll Free: 1.888.506.6887
Fax: 303.730.1966
nb-customerservice@bio-techne.com

Bio-Techne Canada

21 Canmotor Ave
Toronto, ON M8Z 4E6
Canada
Phone: 905.827.6400
Toll Free: 855.668.8722
Fax: 905.827.6402
canada.inquires@bio-techne.com

Bio-Techne Ltd

19 Barton Lane
Abingdon Science Park
Abingdon, OX14 3NB, United Kingdom
Phone: (44) (0) 1235 529449
Free Phone: 0800 37 34 15
Fax: (44) (0) 1235 533420
info.EMEA@bio-techne.com

General Contact Information

www.novusbio.com
Technical Support: nb-technical@bio-techne.com
Orders: nb-customerservice@bio-techne.com
General: novus@novusbio.com

Products Related to NBP2-19422

NBP2-33376H	Blue Marker Antibody (6F4-F6) [HRP]
HAF008	Goat anti-Rabbit IgG Secondary Antibody [HRP]
NB7160	Goat anti-Rabbit IgG (H+L) Secondary Antibody [HRP]
NBP2-24891	Rabbit IgG Isotype Control

Limitations

This product is for research use only and is not approved for use in humans or in clinical diagnosis. Primary Antibodies are guaranteed for 1 year from date of receipt.

For more information on our 100% guarantee, please visit www.novusbio.com/guarantee

Earn gift cards/discounts by submitting a review: www.novusbio.com/reviews/submit/NBP2-19422

Earn gift cards/discounts by submitting a publication using this product:
www.novusbio.com/publications

