

# Product Datasheet

## IL-27 Antibody - BSA Free NBP2-16951

Unit Size: 0.1 ml

Aliquot and store at -20C or -80C. Avoid freeze-thaw cycles.

[www.novusbio.com](http://www.novusbio.com)



[technical@novusbio.com](mailto:technical@novusbio.com)

### Publications: 2


Protocols, Publications, Related Products, Reviews, Research Tools and Images at:  
[www.novusbio.com/NBP2-16951](http://www.novusbio.com/NBP2-16951)

Updated 12/16/2025 v.20.1

Earn rewards for product  
reviews and publications.

Submit a publication at [www.novusbio.com/publications](http://www.novusbio.com/publications)

Submit a review at [www.novusbio.com/reviews/destination/NBP2-16951](http://www.novusbio.com/reviews/destination/NBP2-16951)



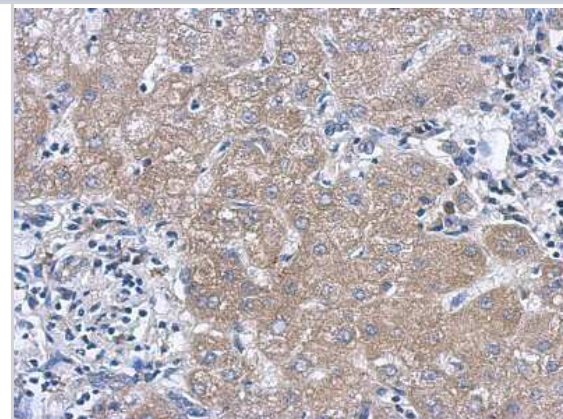
**NBP2-16951**

IL-27 Antibody - BSA Free

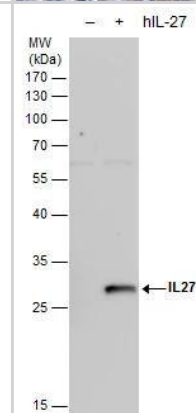
<b>Product Information</b>	
<b>Unit Size</b>	0.1 ml
<b>Concentration</b>	Concentrations vary lot to lot. See vial label for concentration. If unlisted please contact technical services.
<b>Storage</b>	Aliquot and store at -20C or -80C. Avoid freeze-thaw cycles.
<b>Clonality</b>	Polyclonal
<b>Preservative</b>	0.01% Thimerosal
<b>Isotype</b>	IgG
<b>Purity</b>	Antigen Affinity-purified
<b>Buffer</b>	0.1M Tris, 0.1M Glycine, 20% Glycerol
<b>Target Molecular Weight</b>	27 kDa
<b>Product Description</b>	
<b>Description</b>	Novus Biologicals Rabbit IL-27 Antibody - BSA Free (NBP2-16951) is a polyclonal antibody validated for use in IHC and WB. Anti-IL-27 Antibody: Cited in 2 publications. All Novus Biologicals antibodies are covered by our 100% guarantee.
<b>Host</b>	Rabbit
<b>Gene ID</b>	246778
<b>Gene Symbol</b>	IL27
<b>Species</b>	Human
<b>Immunogen</b>	Recombinant protein encompassing a sequence within the center region of human IL-27. The exact sequence is proprietary.
<b>Product Application Details</b>	
<b>Applications</b>	Western Blot, Immunohistochemistry-Paraffin, Immunohistochemistry
<b>Recommended Dilutions</b>	Western Blot 1:500-1:3000, Immunohistochemistry 1:100-1:1000, Immunohistochemistry-Paraffin 1:100-1:1000

## Images

Immunohistochemistry-Paraffin: IL27 Antibody [NBP2-16951] - Immunohistochemical analysis of paraffin-embedded Hepatoma, using antibody at 1:500 dilution.



IL27 antibody detects IL27 protein by western blot analysis. Non-transfected (-) and IL27 -transfected (+, including 3xFlag-tag) 293T whole cell extracts (30 ug) were separated by 12% SDS-PAGE, and the membrane was blotted with IL27 antibody (NBP2-16951) diluted by 1:1000.



## Publications

Zhang XY, Qin XY, Shen HH et al. IL-27 deficiency inhibits proliferation and invasion of trophoblasts via the SFRP2/Wnt/ $\beta$ -catenin pathway in fetal growth restriction International journal of medical sciences 2023-02-05 [PMID: 36860682] (WB, IHC-P, Human)

Zhang XY, Shen HH, Qin XY et al. IL-27 promotes decidualization via the STAT3-ESR/PGR regulatory axis Journal of reproductive immunology 2022-04-12 [PMID: 35430461] (IF/IHC, Mouse)



### **Novus Biologicals USA**

10730 E. Briarwood Avenue  
Centennial, CO 80112  
USA  
Phone: 303.730.1950  
Toll Free: 1.888.506.6887  
Fax: 303.730.1966  
nb-customerservice@bio-techne.com

### **Bio-Techne Canada**

21 Canmotor Ave  
Toronto, ON M8Z 4E6  
Canada  
Phone: 905.827.6400  
Toll Free: 855.668.8722  
Fax: 905.827.6402  
canada.inquires@bio-techne.com

### **Bio-Techne Ltd**

19 Barton Lane  
Abingdon Science Park  
Abingdon, OX14 3NB, United Kingdom  
Phone: (44) (0) 1235 529449  
Free Phone: 0800 37 34 15  
Fax: (44) (0) 1235 533420  
info.EMEA@bio-techne.com

### **General Contact Information**

www.novusbio.com  
Technical Support: nb-technical@bio-techne.com  
Orders: nb-customerservice@bio-techne.com  
General: novus@novusbio.com

### **Products Related to NBP2-16951**

---

NBP2-33376H	Blue Marker Antibody (6F4-F6) [HRP]
HAF008	Goat anti-Rabbit IgG Secondary Antibody [HRP]
NB7160	Goat anti-Rabbit IgG (H+L) Secondary Antibody [HRP]
NBP2-24891	Rabbit IgG Isotype Control

---

### **Limitations**

This product is for research use only and is not approved for use in humans or in clinical diagnosis. Primary Antibodies are guaranteed for 1 year from date of receipt.

For more information on our 100% guarantee, please visit [www.novusbio.com/guarantee](http://www.novusbio.com/guarantee)

Earn gift cards/discounts by submitting a review: [www.novusbio.com/reviews/submit/NBP2-16951](http://www.novusbio.com/reviews/submit/NBP2-16951)

Earn gift cards/discounts by submitting a publication using this product:  
[www.novusbio.com/publications](http://www.novusbio.com/publications)

