

Product Datasheet

Glutathione S Transferase kappa 1 Antibody NBP2-16685

Unit Size: 0.1 ml

Aliquot and store at -20C or -80C. Avoid freeze-thaw cycles.

www.novusbio.com



technical@novusbio.com

Protocols, Publications, Related Products, Reviews, Research Tools and Images at:
www.novusbio.com/NBP2-16685

Updated 9/25/2025 v.20.1

Earn rewards for product
reviews and publications.

Submit a publication at www.novusbio.com/publications

Submit a review at www.novusbio.com/reviews/destination/NBP2-16685

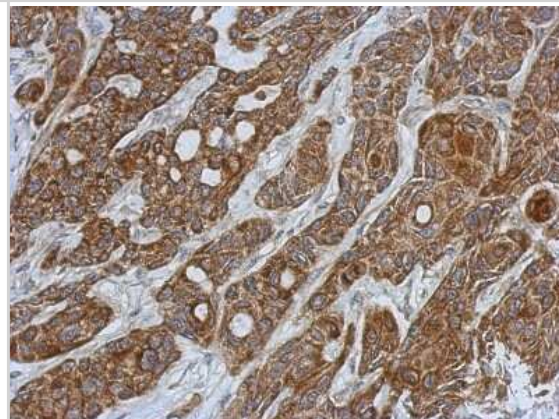


NBP2-16685**Glutathione S Transferase kappa 1 Antibody**

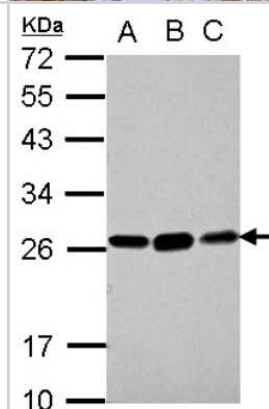
Product Information	
Unit Size	0.1 ml
Concentration	Concentrations vary lot to lot. See vial label for concentration. If unlisted please contact technical services.
Storage	Aliquot and store at -20C or -80C. Avoid freeze-thaw cycles.
Clonality	Polyclonal
Preservative	0.01% Thimerosal
Isotype	IgG
Purity	Antigen Affinity-purified
Buffer	PBS, 1% BSA, 20% Glycerol
Target Molecular Weight	25 kDa
Product Description	
Description	Novus Biologicals Knockout (KO) Validated Rabbit Glutathione S Transferase kappa 1 Antibody (NBP2-16685) is a polyclonal antibody validated for use in IHC, WB and ICC/IF. All Novus Biologicals antibodies are covered by our 100% guarantee.
Host	Rabbit
Gene ID	373156
Gene Symbol	GSTK1
Species	Human
Reactivity Notes	Pig (83%), Bovine (80%)
Immunogen	Recombinant protein encompassing a sequence within the center region of human Glutathione S Transferase kappa 1. The exact sequence is proprietary.
Product Application Details	
Applications	Western Blot, Immunohistochemistry-Paraffin, Immunocytochemistry/Immunofluorescence, Immunohistochemistry, Knockout Validated
Recommended Dilutions	Western Blot 1:500-1:3000, Immunohistochemistry 1:100-1:1000, Immunocytochemistry/ Immunofluorescence 1:100-1:1000, Immunohistochemistry-Paraffin 1:100-1:1000, Knockout Validated

Images

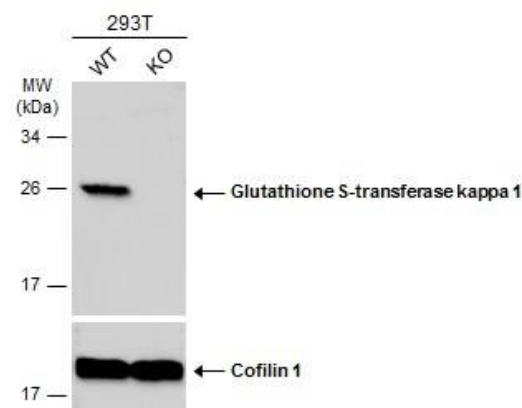
Immunohistochemistry-Paraffin: Glutathione S Transferase kappa 1 Antibody [NBP2-16685] - Analysis of Cal27 xenograft, using antibody at 1:500 dilution. Antigen Retrieval: Trilogy™ (EDTA based) buffer, 15min.



Western Blot: Glutathione S Transferase kappa 1 Antibody [NBP2-16685] - Sample (30 ug of whole cell lysate) A: 293T B: A431 C: HeLa 12% SDS PAGE gel, diluted at 1:1000.



Wild-type (WT) and Glutathione S-transferase kappa 1 knockout (KO) 293T cell extracts (30 ug) were separated by 12% SDS-PAGE, and the membrane was blotted with Glutathione S-transferase kappa 1 antibody (NBP2-16685) diluted at 1:1000. The HRP-conjugated anti-rabbit IgG antibody was used to detect the primary antibody.

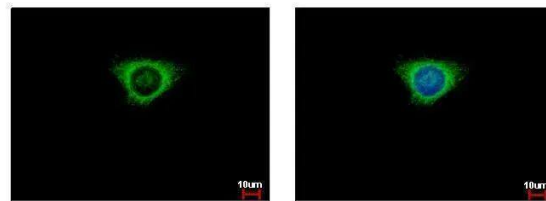


Glutathione S-transferase kappa 1 antibody detects GSTK1 protein at cytoplasm by immunofluorescent analysis.

Sample: HeLa cells were fixed in ice-cold MeOH for 5 min.

Green: GSTK1 protein stained by Glutathione S-transferase kappa 1 antibody (NBP2-16685) diluted at 1:500.

Blue: Hoechst 33343 staining.





Novus Biologicals USA

10730 E. Briarwood Avenue
Centennial, CO 80112
USA
Phone: 303.730.1950
Toll Free: 1.888.506.6887
Fax: 303.730.1966
nb-customerservice@bio-techne.com

Bio-Techne Canada

21 Canmotor Ave
Toronto, ON M8Z 4E6
Canada
Phone: 905.827.6400
Toll Free: 855.668.8722
Fax: 905.827.6402
canada.inquires@bio-techne.com

Bio-Techne Ltd

19 Barton Lane
Abingdon Science Park
Abingdon, OX14 3NB, United Kingdom
Phone: (44) (0) 1235 529449
Free Phone: 0800 37 34 15
Fax: (44) (0) 1235 533420
info.EMEA@bio-techne.com

General Contact Information

www.novusbio.com
Technical Support: nb-technical@bio-techne.com
Orders: nb-customerservice@bio-techne.com
General: novus@novusbio.com

Products Related to NBP2-16685

NBP2-33376H	Blue Marker Antibody (6F4-F6) [HRP]
HAF008	Goat anti-Rabbit IgG Secondary Antibody [HRP]
NB7160	Goat anti-Rabbit IgG (H+L) Secondary Antibody [HRP]
NBP2-24891	Rabbit IgG Isotype Control

Limitations

This product is for research use only and is not approved for use in humans or in clinical diagnosis. Primary Antibodies are guaranteed for 1 year from date of receipt.

For more information on our 100% guarantee, please visit www.novusbio.com/guarantee

Earn gift cards/discounts by submitting a review: www.novusbio.com/reviews/submit/NBP2-16685

Earn gift cards/discounts by submitting a publication using this product:
www.novusbio.com/publications

