

# Product Datasheet

## Galectin-7 Antibody - BSA Free NBP2-16584

Unit Size: 0.1 ml

Aliquot and store at -20C or -80C. Avoid freeze-thaw cycles.

[www.novusbio.com](http://www.novusbio.com)



[technical@novusbio.com](mailto:technical@novusbio.com)

Protocols, Publications, Related Products, Reviews, Research Tools and Images at:  
[www.novusbio.com/NBP2-16584](http://www.novusbio.com/NBP2-16584)

Updated 9/25/2025 v.20.1

Earn rewards for product  
reviews and publications.

Submit a publication at [www.novusbio.com/publications](http://www.novusbio.com/publications)

Submit a review at [www.novusbio.com/reviews/destination/NBP2-16584](http://www.novusbio.com/reviews/destination/NBP2-16584)



**NBP2-16584**


Galectin-7 Antibody - BSA Free

<b>Product Information</b>	
<b>Unit Size</b>	0.1 ml
<b>Concentration</b>	Concentrations vary lot to lot. See vial label for concentration. If unlisted please contact technical services.
<b>Storage</b>	Aliquot and store at -20C or -80C. Avoid freeze-thaw cycles.
<b>Clonality</b>	Polyclonal
<b>Preservative</b>	0.01% Thimerosal
<b>Isotype</b>	IgG
<b>Purity</b>	Antigen Affinity-purified
<b>Buffer</b>	0.1M Tris, 0.1M Glycine, 20% Glycerol
<b>Target Molecular Weight</b>	15 kDa
<b>Product Description</b>	
<b>Description</b>	Novus Biologicals Rabbit Galectin-7 Antibody - BSA Free (NBP2-16584) is a polyclonal antibody validated for use in WB and IP. All Novus Biologicals antibodies are covered by our 100% guarantee.
<b>Host</b>	Rabbit
<b>Gene ID</b>	3963
<b>Gene Symbol</b>	LGALS7
<b>Species</b>	Human
<b>Immunogen</b>	Full length human Galectin-7 Recombinant protein.
<b>Product Application Details</b>	
<b>Applications</b>	Western Blot, Immunoprecipitation
<b>Recommended Dilutions</b>	Western Blot 1:500-1:3000, Immunoprecipitation 1:100-1:500

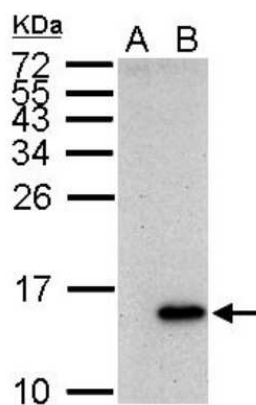


## Images

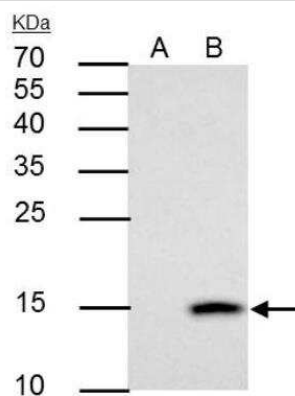
Western Blot: Galectin 7 Antibody [NBP2-16584] - Western blot experiment using Galectin 7 Antibody at 1:90000 dilution to detect 100ng of 18kDa recombinant Galectin 7 protein antigen.



Western Blot: Galectin 7 Antibody [NBP2-16584] - Sample (30 ug of whole cell lysate) A: Non-transfected 293T lysates B: LGALS7 transfected 293T lysates 15% SDS PAGE gel, diluted at 1:1000.



Immunoprecipitation: Galectin-7 Antibody [NBP2-16584] - Whole cell extract of LGALS7-transfected 293T cells A. Control with 4 ug of preimmune Rabbit IgG B. Immunoprecipitation of LGALS7 protein by 4 ug Galectin 7 antibody 15 % SDS-PAGE. The immunoprecipitated LGALS7 protein was detected by Galectin 7 antibody diluted at 1:500. [EasyBlot anti-rabbit IgG was used as a secondary reagent]





### **Novus Biologicals USA**

10730 E. Briarwood Avenue  
Centennial, CO 80112  
USA  
Phone: 303.730.1950  
Toll Free: 1.888.506.6887  
Fax: 303.730.1966  
nb-customerservice@bio-techne.com

### **Bio-Techne Canada**

21 Canmotor Ave  
Toronto, ON M8Z 4E6  
Canada  
Phone: 905.827.6400  
Toll Free: 855.668.8722  
Fax: 905.827.6402  
canada.inquires@bio-techne.com

### **Bio-Techne Ltd**

19 Barton Lane  
Abingdon Science Park  
Abingdon, OX14 3NB, United Kingdom  
Phone: (44) (0) 1235 529449  
Free Phone: 0800 37 34 15  
Fax: (44) (0) 1235 533420  
info.EMEA@bio-techne.com

### **General Contact Information**

www.novusbio.com  
Technical Support: nb-technical@bio-techne.com  
Orders: nb-customerservice@bio-techne.com  
General: novus@novusbio.com

### **Products Related to NBP2-16584**

---

NBP2-33376H	Blue Marker Antibody (6F4-F6) [HRP]
HAF008	Goat anti-Rabbit IgG Secondary Antibody [HRP]
NB7160	Goat anti-Rabbit IgG (H+L) Secondary Antibody [HRP]
NBP2-24891	Rabbit IgG Isotype Control

---

### **Limitations**

This product is for research use only and is not approved for use in humans or in clinical diagnosis. Primary Antibodies are guaranteed for 1 year from date of receipt.

For more information on our 100% guarantee, please visit [www.novusbio.com/guarantee](http://www.novusbio.com/guarantee)

Earn gift cards/discounts by submitting a review: [www.novusbio.com/reviews/submit/NBP2-16584](http://www.novusbio.com/reviews/submit/NBP2-16584)

Earn gift cards/discounts by submitting a publication using this product:  
[www.novusbio.com/publications](http://www.novusbio.com/publications)

