

Product Datasheet

Follistatin-like 1/FSTL1 Antibody NBP2-16541

Unit Size: 0.1 ml

Aliquot and store at -20C or -80C. Avoid freeze-thaw cycles.

www.novusbio.com



technical@novusbio.com

Protocols, Publications, Related Products, Reviews, Research Tools and Images at:
www.novusbio.com/NBP2-16541

Updated 9/25/2025 v.20.1

Earn rewards for product
reviews and publications.

Submit a publication at www.novusbio.com/publications

Submit a review at www.novusbio.com/reviews/destination/NBP2-16541



NBP2-16541

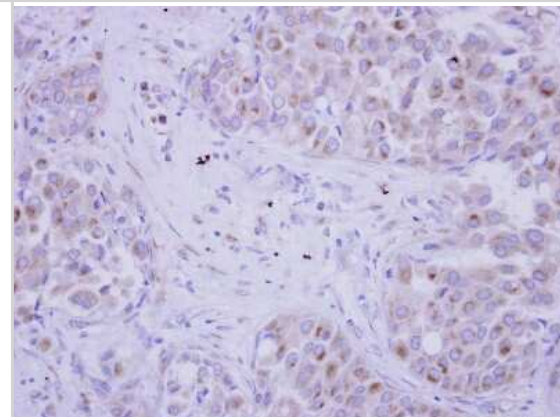
Follistatin-like 1/FSTL1 Antibody

Product Information	
Unit Size	0.1 ml
Concentration	Concentrations vary lot to lot. See vial label for concentration. If unlisted please contact technical services.
Storage	Aliquot and store at -20C or -80C. Avoid freeze-thaw cycles.
Clonality	Polyclonal
Preservative	0.025% Proclin 300
Isotype	IgG
Purity	Antigen Affinity-purified
Buffer	PBS, 20% Glycerol
Target Molecular Weight	35 kDa
Product Description	
Description	Novus Biologicals Rabbit Follistatin-like 1/FSTL1 Antibody (NBP2-16541) is a polyclonal antibody validated for use in IHC and WB. All Novus Biologicals antibodies are covered by our 100% guarantee.
Host	Rabbit
Gene ID	11167
Gene Symbol	FSTL1
Species	Human
Reactivity Notes	Immunogen displays the following percentage of sequence identity for non-tested species: Chicken (88%).
Immunogen	Recombinant protein encompassing a sequence within the center region of human Follistatin-like 1/FSTL1. The exact sequence is proprietary.
Product Application Details	
Applications	Western Blot, Immunohistochemistry-Paraffin, Immunohistochemistry
Recommended Dilutions	Western Blot 1:500-1:3000, Immunohistochemistry 10 - 1:500, Immunohistochemistry-Paraffin 1:100-1:1000

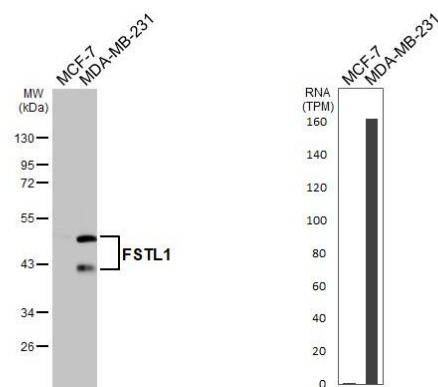


Images

Immunohistochemistry-Paraffin: FSTL1 Antibody [NBP2-16541] - Immunohistochemical analysis of paraffin-embedded Breast ca, using antibody at 1:250 dilution.



Various whole cell extracts (30 ug) were separated by 10% SDS-PAGE, and the membrane was blotted with FSTL1 antibody [N1C3] (NBP2-16541) diluted at 1:1000. The HRP-conjugated anti-rabbit IgG antibody was used to detect the primary antibody. Corresponding RNA expression data for the same cell lines are based on Human Protein Atlas program.



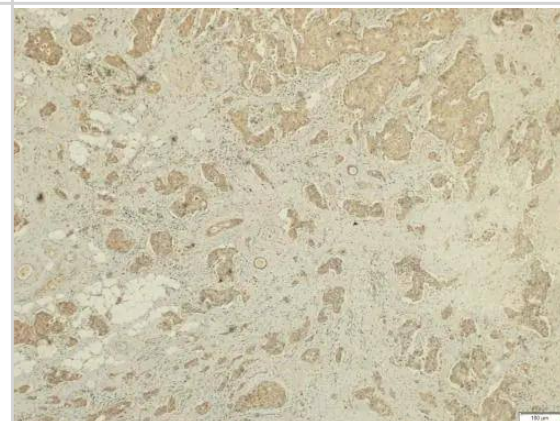
FSTL1 antibody [N1C3] detects FSTL1 protein at cytosol on human breast carcinoma by immunohistochemical analysis.

Sample: Paraffin-embedded human breast carcinoma.

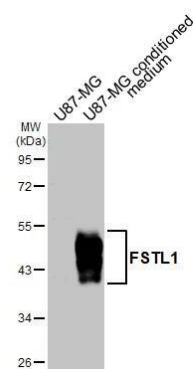
FSTL1 antibody [N1C3] (NBP2-16541) dilution: 1:250.

Scale bar = 100 um.

Antigen Retrieval: Trilogy(TM) (EDTA based, pH 8.0) buffer, 15min



U87-MG whole cell extract and conditioned medium (30 ug) were separated by 10% SDS-PAGE, and the membrane was blotted with FSTL1 antibody [N1C3] (NBP2-16541) diluted at 1:1000. The HRP-conjugated anti-rabbit IgG antibody was used to detect the primary antibody.





Novus Biologicals USA

10730 E. Briarwood Avenue
Centennial, CO 80112
USA
Phone: 303.730.1950
Toll Free: 1.888.506.6887
Fax: 303.730.1966
nb-customerservice@bio-techne.com

Bio-Techne Canada

21 Canmotor Ave
Toronto, ON M8Z 4E6
Canada
Phone: 905.827.6400
Toll Free: 855.668.8722
Fax: 905.827.6402
canada.inquires@bio-techne.com

Bio-Techne Ltd

19 Barton Lane
Abingdon Science Park
Abingdon, OX14 3NB, United Kingdom
Phone: (44) (0) 1235 529449
Free Phone: 0800 37 34 15
Fax: (44) (0) 1235 533420
info.EMEA@bio-techne.com

General Contact Information

www.novusbio.com
Technical Support: nb-technical@bio-techne.com
Orders: nb-customerservice@bio-techne.com
General: novus@novusbio.com

Products Related to NBP2-16541

NBP2-33376H	Blue Marker Antibody (6F4-F6) [HRP]
HAF008	Goat anti-Rabbit IgG Secondary Antibody [HRP]
NB7160	Goat anti-Rabbit IgG (H+L) Secondary Antibody [HRP]
NBP2-24891	Rabbit IgG Isotype Control

Limitations

This product is for research use only and is not approved for use in humans or in clinical diagnosis. Primary Antibodies are guaranteed for 1 year from date of receipt.

For more information on our 100% guarantee, please visit www.novusbio.com/guarantee

Earn gift cards/discounts by submitting a review: www.novusbio.com/reviews/submit/NBP2-16541

Earn gift cards/discounts by submitting a publication using this product:
www.novusbio.com/publications

