

Product Datasheet

Flotillin-1 Antibody - BSA Free NBP2-16508

Unit Size: 0.1 ml

Aliquot and store at -20C or -80C. Avoid freeze-thaw cycles.

www.novusbio.com



technical@novusbio.com

Protocols, Publications, Related Products, Reviews, Research Tools and Images at:
www.novusbio.com/NBP2-16508

Updated 9/25/2025 v.20.1

Earn rewards for product
reviews and publications.

Submit a publication at www.novusbio.com/publications

Submit a review at www.novusbio.com/reviews/destination/NBP2-16508



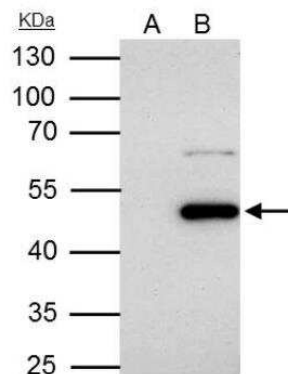
NBP2-16508

Flotillin-1 Antibody - BSA Free


Product Information	
Unit Size	0.1 ml
Concentration	Concentrations vary lot to lot. See vial label for concentration. If unlisted please contact technical services.
Storage	Aliquot and store at -20C or -80C. Avoid freeze-thaw cycles.
Clonality	Polyclonal
Preservative	0.01% Thimerosal
Isotype	IgG
Purity	Antigen Affinity-purified
Buffer	0.1M Tris, 0.1M Glycine, 20% Glycerol
Target Molecular Weight	47 kDa
Product Description	
Description	Novus Biologicals Rabbit Flotillin-1 Antibody - BSA Free (NBP2-16508) is a polyclonal antibody validated for use in WB, Simple Western and IP. All Novus Biologicals antibodies are covered by our 100% guarantee.
Host	Rabbit
Gene ID	10211
Gene Symbol	FLOT1
Species	Human, Mouse, Rat, Hamster
Immunogen	Carrier-protein conjugated synthetic peptide encompassing a sequence within the C-terminus region of human Flotillin-1. The exact sequence is proprietary.
Product Application Details	
Applications	Western Blot, Simple Western, Immunoprecipitation
Recommended Dilutions	Western Blot 1:500-1:3000, Simple Western 1:20, Immunoprecipitation 1:100-1:500
Application Notes	See Simple Western Antibody Database for Simple Western validation: Extracted HER2+ Breast Cancer Donor FFPE and Healthy Donor FFPE as samples; separated by size; antibody dilution of 1:20; apparent MW was 113, 139 kDa

Images

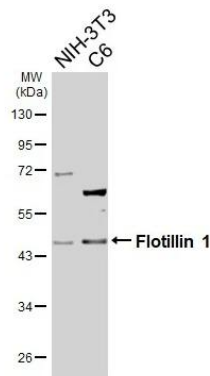
HCT-116 whole cell extract A. Control with 4 ug of preimmune Rabbit IgG B. Immunoprecipitation of Flotillin 1 protein by 4 ug Flotillin 1 antibody [C3], C-term 10 % SDS-PAGE The immunoprecipitated Flotillin 1 protein was detected by Flotillin 1 antibody [C3], C-term diluted at 1:1000. [EasyBlot anti-rabbit IgG was used as a secondary reagent]



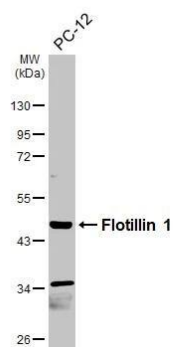
Various whole cell extracts (30 ug) were separated by 10% SDS-PAGE, and the membrane was blotted with Flotillin 1 antibody [C3], C-term diluted at 1:1000. The HRP-conjugated anti-rabbit IgG antibody (NBP2-19301) was used to detect the primary antibody, and the signal was developed with Trident ECL plus-Enhanced.



Various whole cell extracts (30 μ g) were separated by 10% SDS-PAGE, and the membrane was blotted with Flotillin 1 antibody [C3], C-term diluted at 1:1000. The HRP-conjugated anti-rabbit IgG antibody (NBP2-19301) was used to detect the primary antibody.



Whole cell extract (30 ug) was separated by 10% SDS-PAGE, and the membrane was blotted with Flotillin 1 antibody [C3], C-term (NBP2-16508) diluted at 1:1000. The HRP-conjugated anti-rabbit IgG antibody was used to detect the primary antibody.





Novus Biologicals USA

10730 E. Briarwood Avenue
Centennial, CO 80112
USA
Phone: 303.730.1950
Toll Free: 1.888.506.6887
Fax: 303.730.1966
nb-customerservice@bio-techne.com

Bio-Techne Canada

21 Canmotor Ave
Toronto, ON M8Z 4E6
Canada
Phone: 905.827.6400
Toll Free: 855.668.8722
Fax: 905.827.6402
canada.inquires@bio-techne.com

Bio-Techne Ltd

19 Barton Lane
Abingdon Science Park
Abingdon, OX14 3NB, United Kingdom
Phone: (44) (0) 1235 529449
Free Phone: 0800 37 34 15
Fax: (44) (0) 1235 533420
info.EMEA@bio-techne.com

General Contact Information

www.novusbio.com
Technical Support: nb-technical@bio-techne.com
Orders: nb-customerservice@bio-techne.com
General: novus@novusbio.com

Products Related to NBP2-16508

NBP2-33376H	Blue Marker Antibody (6F4-F6) [HRP]
HAF008	Goat anti-Rabbit IgG Secondary Antibody [HRP]
NB7160	Goat anti-Rabbit IgG (H+L) Secondary Antibody [HRP]
NBP2-24891	Rabbit IgG Isotype Control

Limitations

This product is for research use only and is not approved for use in humans or in clinical diagnosis. Primary Antibodies are guaranteed for 1 year from date of receipt.

For more information on our 100% guarantee, please visit www.novusbio.com/guarantee

Earn gift cards/discounts by submitting a review: www.novusbio.com/reviews/submit/NBP2-16508

Earn gift cards/discounts by submitting a publication using this product:
www.novusbio.com/publications

