

Product Datasheet

FARSB Antibody NBP2-16430

Unit Size: 0.1 ml

Aliquot and store at -20C or -80C. Avoid freeze-thaw cycles.

www.novusbio.com



technical@novusbio.com

Protocols, Publications, Related Products, Reviews, Research Tools and Images at:
www.novusbio.com/NBP2-16430

Updated 9/25/2025 v.20.1

Earn rewards for product
reviews and publications.

Submit a publication at www.novusbio.com/publications

Submit a review at www.novusbio.com/reviews/destination/NBP2-16430



NBP2-16430

FARSB Antibody

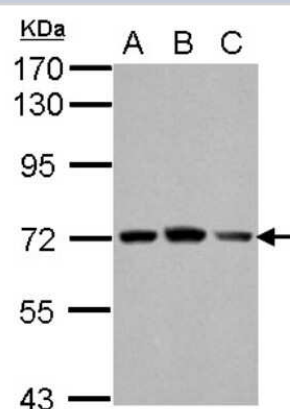
Product Information	
Unit Size	0.1 ml
Concentration	Concentrations vary lot to lot. See vial label for concentration. If unlisted please contact technical services.
Storage	Aliquot and store at -20C or -80C. Avoid freeze-thaw cycles.
Clonality	Polyclonal
Preservative	0.01% Thimerosal
Isotype	IgG
Purity	Antigen Affinity-purified
Buffer	PBS, 1% BSA, 20% Glycerol
Target Molecular Weight	66 kDa

Product Description	
Description	Novus Biologicals Rabbit FARSB Antibody (NBP2-16430) is a polyclonal antibody validated for use in IHC and WB. All Novus Biologicals antibodies are covered by our 100% guarantee.
Host	Rabbit
Gene ID	10056
Gene Symbol	FARSB
Species	Human, Mouse, Rat
Reactivity Notes	Immunogen displays the following percentage of sequence identity for non-tested species: Chicken (86%).
Immunogen	Recombinant protein encompassing a sequence within the C-terminus region of human FARSB. The exact sequence is proprietary.

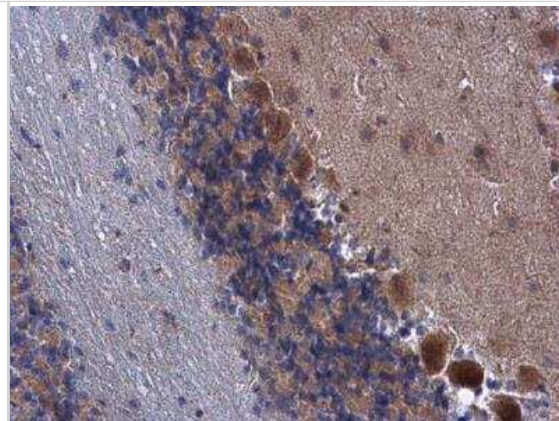
Product Application Details	
Applications	Western Blot, Immunohistochemistry-Paraffin, Immunohistochemistry
Recommended Dilutions	Western Blot 1:500-1:3000, Immunohistochemistry 1:100-1:1000, Immunohistochemistry-Paraffin 1:100-1:1000

Images

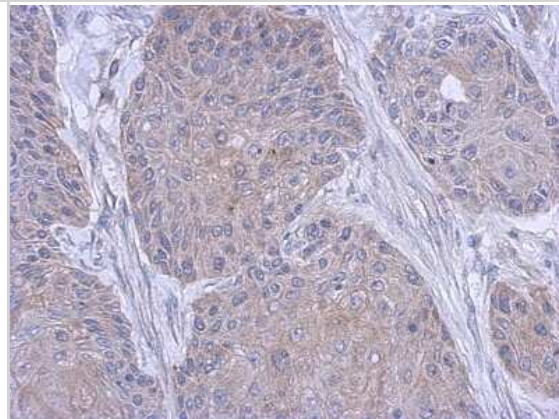
Western Blot: FARSB Antibody [NBP2-16430] - Sample (30 ug of whole cell lysate) A: PC-3 B: U87-MG C: SK-N-SH 7. 5% SDS PAGE gel, diluted at 1:1000.



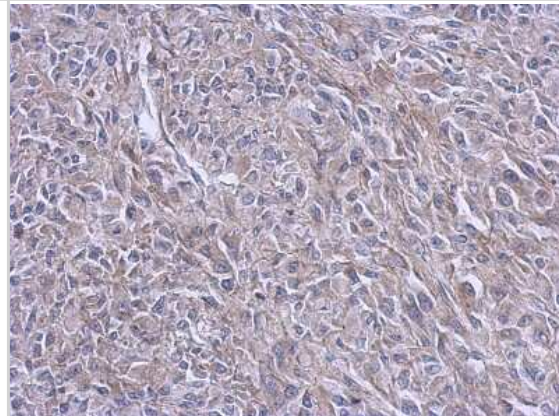
Immunohistochemistry-Paraffin: FARSB Antibody [NBP2-16430] - FARSB antibody detects FARSB protein at cytoplasm in mouse brain by immunohistochemical analysis. Sample: Paraffin-embedded mouse brain. FARSB antibody diluted at 1:500.



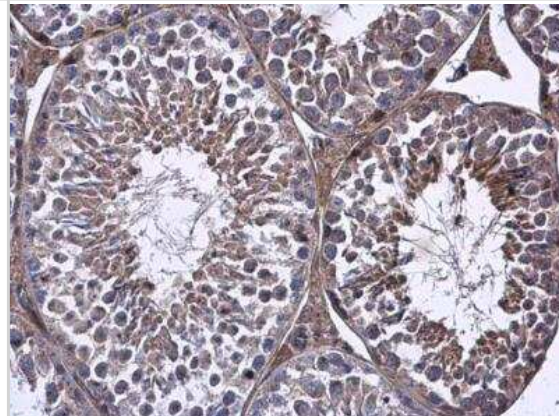
Immunohistochemistry-Paraffin: FARSB Antibody [NBP2-16430] - Immunohistochemical analysis of paraffin-embedded Cal27 xenograft, using antibody at 1:500 dilution.



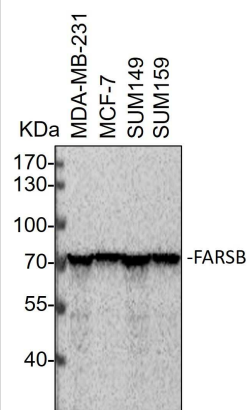
Immunohistochemistry-Paraffin: FARSB Antibody [NBP2-16430] - Immunohistochemical analysis of paraffin-embedded RT2 xenograft, using antibody at 1:500 dilution.



Immunohistochemistry-Paraffin: FARSB Antibody [NBP2-16430] - FARSB antibody detects FARSB protein at cytoplasm in mouse testis by immunohistochemical analysis. Sample: Paraffin-embedded mouse testis. FARSB antibody diluted at 1:500.



Western Blot: Rabbit Polyclonal FARSB Antibody [NBP2-16430] - Whole cell lysates from MDA-MB-231, MCF-7, SUM149 and SUM159 cells were loaded with 50 ug/lane. 10% SDS-PAGE. FARSB Antibody (NBP2-16430) was used for primary antibody: 1:1000, 4h, overnight. Image from a verified customer review.





Novus Biologicals USA

10730 E. Briarwood Avenue
Centennial, CO 80112
USA
Phone: 303.730.1950
Toll Free: 1.888.506.6887
Fax: 303.730.1966
nb-customerservice@bio-techne.com

Bio-Techne Canada

21 Canmotor Ave
Toronto, ON M8Z 4E6
Canada
Phone: 905.827.6400
Toll Free: 855.668.8722
Fax: 905.827.6402
canada.inquires@bio-techne.com

Bio-Techne Ltd

19 Barton Lane
Abingdon Science Park
Abingdon, OX14 3NB, United Kingdom
Phone: (44) (0) 1235 529449
Free Phone: 0800 37 34 15
Fax: (44) (0) 1235 533420
info.EMEA@bio-techne.com

General Contact Information

www.novusbio.com
Technical Support: nb-technical@bio-techne.com
Orders: nb-customerservice@bio-techne.com
General: novus@novusbio.com

Products Related to NBP2-16430

NBP2-33376H	Blue Marker Antibody (6F4-F6) [HRP]
HAF008	Goat anti-Rabbit IgG Secondary Antibody [HRP]
NB7160	Goat anti-Rabbit IgG (H+L) Secondary Antibody [HRP]
NBP2-24891	Rabbit IgG Isotype Control

Limitations

This product is for research use only and is not approved for use in humans or in clinical diagnosis. Primary Antibodies are guaranteed for 1 year from date of receipt.

For more information on our 100% guarantee, please visit www.novusbio.com/guarantee

Earn gift cards/discounts by submitting a review: www.novusbio.com/reviews/submit/NBP2-16430

Earn gift cards/discounts by submitting a publication using this product:
www.novusbio.com/publications

