

Product Datasheet

FABP7/B-FABP Antibody - BSA Free NBP2-16399

Unit Size: 0.1 ml

Aliquot and store at -20C or -80C. Avoid freeze-thaw cycles.

www.novusbio.com



technical@novusbio.com

Protocols, Publications, Related Products, Reviews, Research Tools and Images at:
www.novusbio.com/NBP2-16399

Updated 9/9/2025 v.20.1

**Earn rewards for product
reviews and publications.**

Submit a publication at www.novusbio.com/publications

Submit a review at www.novusbio.com/reviews/destination/NBP2-16399



NBP2-16399

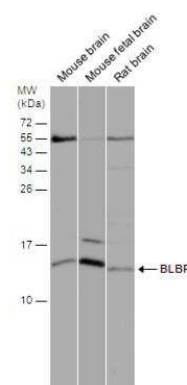
FABP7/B-FABP Antibody - BSA Free

Product Information	
Unit Size	0.1 ml
Concentration	Concentrations vary lot to lot. See vial label for concentration. If unlisted please contact technical services.
Storage	Aliquot and store at -20C or -80C. Avoid freeze-thaw cycles.
Clonality	Polyclonal
Preservative	0.01% Thimerosal
Isotype	IgG
Purity	Antigen Affinity-purified
Buffer	0.1M Tris (pH 7), 0.1M Glycine, 20% Glycerol
Target Molecular Weight	15 kDa
Product Description	
Description	Novus Biologicals Rabbit FABP7/B-FABP Antibody - BSA Free (NBP2-16399) is a polyclonal antibody validated for use in IHC, WB and ICC/IF. All Novus Biologicals antibodies are covered by our 100% guarantee.
Host	Rabbit
Gene ID	2173
Gene Symbol	FABP7
Species	Human, Mouse, Rat, Zebrafish
Reactivity Notes	Japanese Medaka (85%), Xenopus laevis (86%).
Immunogen	Full length human FABP7/B-FABP Recombinant protein.
Product Application Details	
Applications	Western Blot, Immunocytochemistry/ Immunofluorescence, Immunohistochemistry, Immunohistochemistry-Frozen
Recommended Dilutions	Western Blot 1:500-1:3000, Immunohistochemistry 1:100-1:1000, Immunocytochemistry/ Immunofluorescence 1:100-1:1000, Immunohistochemistry-Frozen 1:100-1:1000

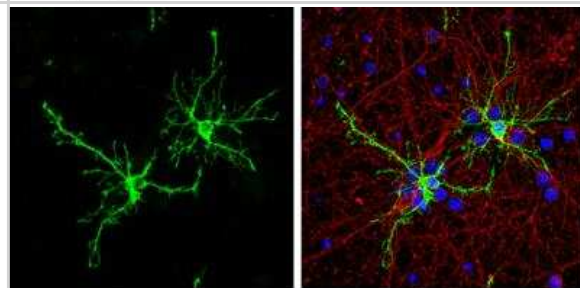


Images

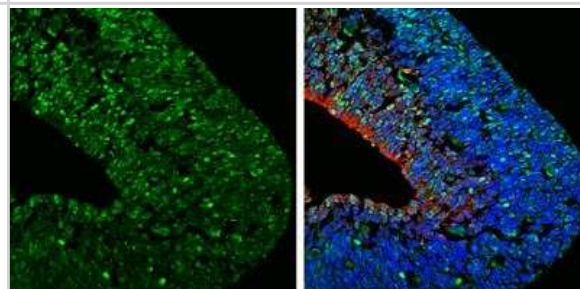
Western Blot: FABP7/B-FABP Antibody [NBP2-16399] - Various tissue extracts (50 ug) were separated by 15% SDS-PAGE, and the membrane was blotted with BLBP antibody [N1C3] diluted at 1:1000.



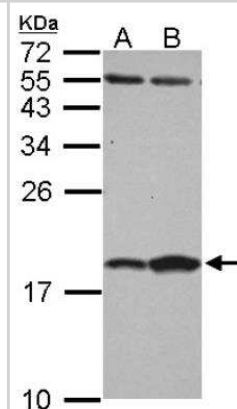
Immunocytochemistry/Immunofluorescence: FABP7/B-FABP Antibody [NBP2-16399] - DIV9 rat E18 primary hippocampal neuron and glia cells were fixed in 4% paraformaldehyde at RT for 15 min. Green: FABP7 stained by FABP7 antibody [N1C3] diluted at 1:500. Red: beta Tubulin 3/ Tuj1, stained by beta Tubulin 3/ Tuj1 antibody [11710] (NBP2-43559) diluted at 1:500. Blue: Fluoroshield with DAPI.



Immunohistochemistry-Frozen: FABP7/B-FABP Antibody [NBP2-16399] - Frozen sectioned E13.5 Rat brain. Green: BLBP protein stained by BLBP antibody [N1C3] diluted at 1:250. Red: beta Tubulin 3/ TUJ1, a mature neuron marker, stained by beta Tubulin 3/ TUJ1 antibody [11710] diluted at 1:500. Blue: Fluoroshield with DAPI.



Western Blot: FABP7/B-FABP Antibody [NBP2-16399] - Sample (30 ug of whole cell lysate) A: NT2D1 B: IMR32 15% SDS PAGE gel, diluted at 1:1000.





Novus Biologicals USA

10730 E. Briarwood Avenue
Centennial, CO 80112
USA
Phone: 303.730.1950
Toll Free: 1.888.506.6887
Fax: 303.730.1966
nb-customerservice@bio-techne.com

Bio-Techne Canada

21 Canmotor Ave
Toronto, ON M8Z 4E6
Canada
Phone: 905.827.6400
Toll Free: 855.668.8722
Fax: 905.827.6402
canada.inquires@bio-techne.com

Bio-Techne Ltd

19 Barton Lane
Abingdon Science Park
Abingdon, OX14 3NB, United Kingdom
Phone: (44) (0) 1235 529449
Free Phone: 0800 37 34 15
Fax: (44) (0) 1235 533420
info.EMEA@bio-techne.com

General Contact Information

www.novusbio.com
Technical Support: nb-technical@bio-
techne.com
Orders: nb-customerservice@bio-techne.com
General: novus@novusbio.com

Products Related to NBP2-16399

HAF008	Goat anti-Rabbit IgG Secondary Antibody [HRP]
NB7160	Goat anti-Rabbit IgG (H+L) Secondary Antibody [HRP]
NBP2-24891	Rabbit IgG Isotype Control
NBP1-88648PEP	FABP7/B-FABP Recombinant Protein Antigen

Limitations

This product is for research use only and is not approved for use in humans or in clinical diagnosis. Primary Antibodies are guaranteed for 1 year from date of receipt.

For more information on our 100% guarantee, please visit www.novusbio.com/guarantee

Earn gift cards/discounts by submitting a review: www.novusbio.com/reviews/submit/NBP2-16399

Earn gift cards/discounts by submitting a publication using this product:
www.novusbio.com/publications

