

Product Datasheet

ERR alpha/NR3B1 Antibody - BSA Free NBP2-16380

Unit Size: 0.1 ml

Aliquot and store at -20C or -80C. Avoid freeze-thaw cycles.

www.novusbio.com



technical@novusbio.com

Publications: 1

Protocols, Publications, Related Products, Reviews, Research Tools and Images at:
www.novusbio.com/NBP2-16380

Updated 9/25/2025 v.20.1

Earn rewards for product
reviews and publications.

Submit a publication at www.novusbio.com/publications

Submit a review at www.novusbio.com/reviews/destination/NBP2-16380



NBP2-16380

ERR alpha/NR3B1 Antibody - BSA Free

Product Information	
Unit Size	0.1 ml
Concentration	Concentrations vary lot to lot. See vial label for concentration. If unlisted please contact technical services.
Storage	Aliquot and store at -20C or -80C. Avoid freeze-thaw cycles.
Clonality	Polyclonal
Preservative	0.01% Thimerosal
Isotype	IgG
Purity	Antigen Affinity-purified
Buffer	0.1M Tris, 0.1M Glycine, 20% Glycerol
Target Molecular Weight	46 kDa

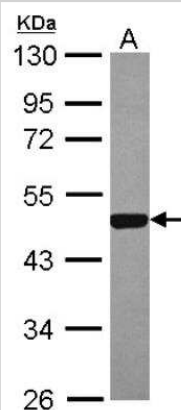
Product Description	
Description	Novus Biologicals Rabbit ERR alpha/NR3B1 Antibody - BSA Free (NBP2-16380) is a polyclonal antibody validated for use in IHC, WB, IP and ChIP. Anti-ERR alpha/NR3B1 Antibody: Cited in 1 publication. All Novus Biologicals antibodies are covered by our 100% guarantee.
Host	Rabbit
Gene ID	2101
Gene Symbol	ESRRA
Species	Human
Immunogen	Recombinant protein encompassing a sequence within the center region of human ERR alpha/NR3B1. The exact sequence is proprietary.

Product Application Details	
Applications	Western Blot, Immunohistochemistry-Paraffin, Immunohistochemistry, Immunoprecipitation, Chromatin Immunoprecipitation (ChIP)
Recommended Dilutions	Western Blot 1:500-1:3000, Immunohistochemistry, Immunoprecipitation 1:100-1:500, Immunohistochemistry-Paraffin Assay dependent, Chromatin Immunoprecipitation (ChIP) Assay dependent

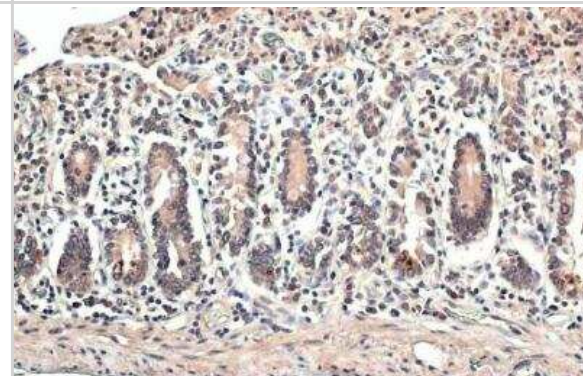


Images

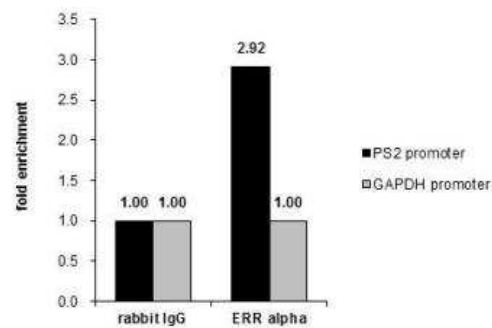
Western Blot: ERR alpha/NR3B1 Antibody [NBP2-16380] - Sample (30 ug of whole cell lysate) A: 293T 10% SDS PAGE gel, diluted at 1:2000.



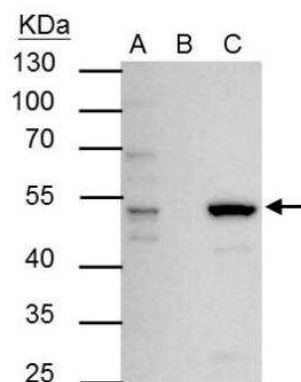
Immunohistochemistry-Paraffin: ERR alpha/NR3B1 Antibody [NBP2-16380] - Human intestine. ERR alpha stained by ERR alpha antibody [N1C3] diluted at 1:500. Antigen Retrieval: Citrate buffer, pH 6.0, 15 min.



Chromatin Immunoprecipitation: ERR alpha/NR3B1 Antibody [NBP2-16380] - Cross-linked ChIP was performed with MCF-7 chromatin extract and 5 ug of either control rabbit IgG or anti-ERR alpha antibody. The precipitated DNA was detected by PCR with primer set targeting to PS2 promoter or GAPDH promoter.



Immunoprecipitation: ERR alpha/NR3B1 Antibody [NBP2-16380] - IP Sample: 293T whole cell lysate/extract A : 30 ug whole cell lysate/extract of ERR alpha protein expressing 293T cells B : Control with 2.5 ug of pre-immune rabbit IgG C : Immunoprecipitation of ERR alpha by 2.5 ug of ERR alpha antibody 10% SDS-PAGE The immunoprecipitated ERR alpha protein was detected by ERR alpha antibody diluted at 1 : 1000. EasyBlot anti-rabbit IgG (HRP) was used as a secondary agent.



Publications

Bucher M, Montaniel KRC, Myatt L et al. Dyslipidemia, insulin resistance, and impairment of placental metabolism in the offspring of obese mothers Journal of Developmental Origins of Health and Disease 2021-10-01 [PMID: 33185172] (Western Blot)



Novus Biologicals USA

10730 E. Briarwood Avenue
Centennial, CO 80112
USA
Phone: 303.730.1950
Toll Free: 1.888.506.6887
Fax: 303.730.1966
nb-customerservice@bio-techne.com

Bio-Techne Canada

21 Canmotor Ave
Toronto, ON M8Z 4E6
Canada
Phone: 905.827.6400
Toll Free: 855.668.8722
Fax: 905.827.6402
canada.inquires@bio-techne.com

Bio-Techne Ltd

19 Barton Lane
Abingdon Science Park
Abingdon, OX14 3NB, United Kingdom
Phone: (44) (0) 1235 529449
Free Phone: 0800 37 34 15
Fax: (44) (0) 1235 533420
info.EMEA@bio-techne.com

General Contact Information

www.novusbio.com
Technical Support: nb-technical@bio-techne.com
Orders: nb-customerservice@bio-techne.com
General: novus@novusbio.com

Products Related to NBP2-16380

NBP2-33376H	Blue Marker Antibody (6F4-F6) [HRP]
HAF008	Goat anti-Rabbit IgG Secondary Antibody [HRP]
NB7160	Goat anti-Rabbit IgG (H+L) Secondary Antibody [HRP]
NBP2-24891	Rabbit IgG Isotype Control

Limitations

This product is for research use only and is not approved for use in humans or in clinical diagnosis. Primary Antibodies are guaranteed for 1 year from date of receipt.

For more information on our 100% guarantee, please visit www.novusbio.com/guarantee

Earn gift cards/discounts by submitting a review: www.novusbio.com/reviews/submit/NBP2-16380

Earn gift cards/discounts by submitting a publication using this product:
www.novusbio.com/publications

