

Product Datasheet

TFF1/pS2 Antibody - BSA Free NBP2-16376

Unit Size: 0.1 ml

Aliquot and store at -20C or -80C. Avoid freeze-thaw cycles.

www.novusbio.com



technical@novusbio.com

Protocols, Publications, Related Products, Reviews, Research Tools and Images at:
www.novusbio.com/NBP2-16376

Updated 9/9/2025 v.20.1

Earn rewards for product
reviews and publications.

Submit a publication at www.novusbio.com/publications

Submit a review at www.novusbio.com/reviews/destination/NBP2-16376



NBP2-16376

TFF1/pS2 Antibody - BSA Free

Product Information

Unit Size	0.1 ml
Concentration	Concentrations vary lot to lot. See vial label for concentration. If unlisted please contact technical services.
Storage	Aliquot and store at -20C or -80C. Avoid freeze-thaw cycles.
Clonality	Polyclonal
Preservative	0.025% Proclin 300
Isotype	IgG
Purity	Antigen Affinity-purified
Buffer	PBS (pH 7), 20% Glycerol
Target Molecular Weight	9 kDa

Product Description


Description	Novus Biologicals Rabbit TFF1/pS2 Antibody - BSA Free (NBP2-16376) is a polyclonal antibody validated for use in IHC, WB and ICC/IF. All Novus Biologicals antibodies are covered by our 100% guarantee.
Host	Rabbit
Gene ID	7031
Gene Symbol	TFF1
Species	Human, Mouse
Immunogen	Full length human TFF1/pS2 Recombinant protein.

Product Application Details

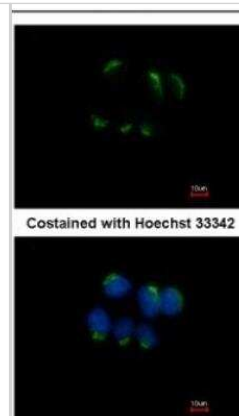
Applications	Western Blot, Immunohistochemistry-Paraffin, Immunocytochemistry/Immunofluorescence, Immunohistochemistry
Recommended Dilutions	Western Blot 1:500-1:3000, Immunohistochemistry 1:100-1:1000, Immunocytochemistry/ Immunofluorescence 1:100-1:1000, Immunohistochemistry-Paraffin 1:100-1:1000

Images

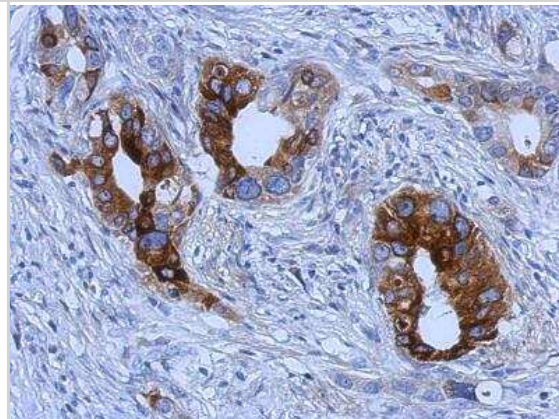
Western Blot: TFF1/pS2 Antibody [NBP2-16376] - Non-transfected (-) and transfected (+) 293T whole cell extracts (30 ug) were separated by 15% SDS-PAGE, and the membrane was blotted with TFF1 antibody diluted at 1:1000. HRP-conjugated anti-rabbit IgG antibody was used to detect the primary antibody.




Immunocytochemistry/Immunofluorescence: TFF1/pS2 Antibody [NBP2-16376] - Analysis of methanol-fixed MCF-7, using antibody at 1:500 dilution.



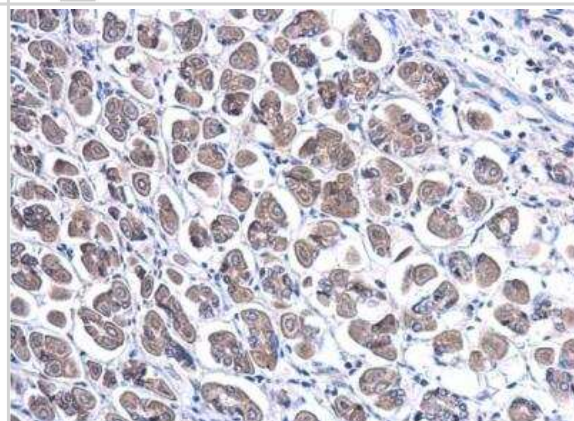
Immunohistochemistry-Paraffin: TFF1/pS2 Antibody [NBP2-16376] - Human gastric cancer, using Trefoil factor 1 antibody at 1:500 dilution. Antigen Retrieval: Trilogy™ (EDTA based, pH 8.0) buffer, 15min.



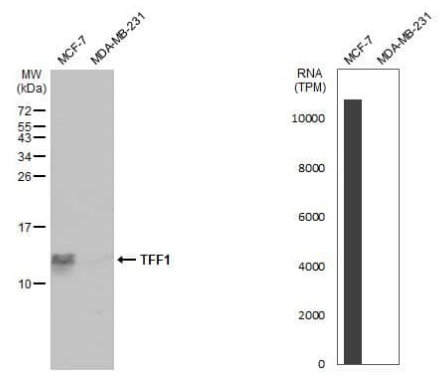
Western Blot: TFF1/pS2 Antibody [NBP2-16376] - Whole cell extracts (30 ug) was separated by 15% SDS-PAGE, and the membrane was blotted with TFF1 antibody diluted by 1:500.



Immunohistochemistry-Paraffin: TFF1/pS2 Antibody [NBP2-16376] - Mouse stomach. Trefoil factor 1 antibody diluted at 1:500. Antigen Retrieval: Citrate buffer, pH 6.0, 15 min.



Western Blot: TFF1/pS2 Antibody [NBP2-16376] - Various whole cell extracts (30 ug) were separated by 15% SDS-PAGE, and the membrane was blotted with TFF1 antibody diluted at 1:500. The HRP-conjugated anti-rabbit IgG antibody was used to detect the primary antibody. Corresponding RNA expression data for the same cell lines are based on Human Protein Atlas program.





Novus Biologicals USA

10730 E. Briarwood Avenue
Centennial, CO 80112
USA
Phone: 303.730.1950
Toll Free: 1.888.506.6887
Fax: 303.730.1966
nb-customerservice@bio-techne.com

Bio-Techne Canada

21 Canmotor Ave
Toronto, ON M8Z 4E6
Canada
Phone: 905.827.6400
Toll Free: 855.668.8722
Fax: 905.827.6402
canada.inquires@bio-techne.com

Bio-Techne Ltd

19 Barton Lane
Abingdon Science Park
Abingdon, OX14 3NB, United Kingdom
Phone: (44) (0) 1235 529449
Free Phone: 0800 37 34 15
Fax: (44) (0) 1235 533420
info.EMEA@bio-techne.com

General Contact Information

www.novusbio.com
Technical Support: nb-technical@bio-techne.com
Orders: nb-customerservice@bio-techne.com
General: novus@novusbio.com

Products Related to NBP2-16376

HAF008	Goat anti-Rabbit IgG Secondary Antibody [HRP]
NB7160	Goat anti-Rabbit IgG (H+L) Secondary Antibody [HRP]
NBP2-24891	Rabbit IgG Isotype Control
NBP2-35042-5ug	Recombinant Human TFF1/pS2 Protein

Limitations

This product is for research use only and is not approved for use in humans or in clinical diagnosis. Primary Antibodies are guaranteed for 1 year from date of receipt.

For more information on our 100% guarantee, please visit www.novusbio.com/guarantee

Earn gift cards/discounts by submitting a review: www.novusbio.com/reviews/submit/NBP2-16376

Earn gift cards/discounts by submitting a publication using this product:
www.novusbio.com/publications

