

# Product Datasheet

## Epsin-2 Antibody - BSA Free

### NBP2-16359

Unit Size: 0.1 ml

Aliquot and store at -20C or -80C. Avoid freeze-thaw cycles.

[www.novusbio.com](http://www.novusbio.com)



[technical@novusbio.com](mailto:technical@novusbio.com)

#### Publications: 1

Protocols, Publications, Related Products, Reviews, Research Tools and Images at:  
[www.novusbio.com/NBP2-16359](http://www.novusbio.com/NBP2-16359)

Updated 9/25/2025 v.20.1

Earn rewards for product  
reviews and publications.

Submit a publication at [www.novusbio.com/publications](http://www.novusbio.com/publications)

Submit a review at [www.novusbio.com/reviews/destination/NBP2-16359](http://www.novusbio.com/reviews/destination/NBP2-16359)



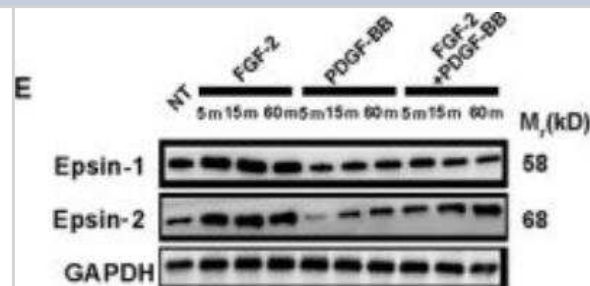
**NBP2-16359**

Epsin-2 Antibody - BSA Free


Product Information	
<b>Unit Size</b>	0.1 ml
<b>Concentration</b>	Concentrations vary lot to lot. See vial label for concentration. If unlisted please contact technical services.
<b>Storage</b>	Aliquot and store at -20C or -80C. Avoid freeze-thaw cycles.
<b>Clonality</b>	Polyclonal
<b>Preservative</b>	0.01% Thimerosal
<b>Isotype</b>	IgG
<b>Purity</b>	Antigen Affinity-purified
<b>Buffer</b>	0.1M Tris, 0.1M Glycine, 20% Glycerol
<b>Target Molecular Weight</b>	68 kDa
Product Description	
<b>Description</b>	Novus Biologicals Rabbit Epsin-2 Antibody - BSA Free (NBP2-16359) is a polyclonal antibody validated for use in WB. Anti-Epsin-2 Antibody: Cited in 1 publication. All Novus Biologicals antibodies are covered by our 100% guarantee.
<b>Host</b>	Rabbit
<b>Gene ID</b>	22905
<b>Gene Symbol</b>	EPN2
<b>Species</b>	Human
<b>Reactivity Notes</b>	Rat (88%).
<b>Immunogen</b>	Recombinant protein encompassing a sequence within the center region of human Epsin-2. The exact sequence is proprietary.
Product Application Details	
<b>Applications</b>	Western Blot
<b>Recommended Dilutions</b>	Western Blot 1:500-1:3000

## Images

Western Blot: Epsin-2 Antibody [NBP2-16359] - Time course analysis of epsin-1 and epsin-2 protein levels in FGF-2-, PDGF-BB- or FGF-2 + PDGF-BB-stimulated pericytes (n = 3 samples/group). Image collected and cropped by CiteAb from the following publication (onlinelibrary.wiley.com/doi/abs/10.1111/jcmm.14850), licensed under a CC-BY license.



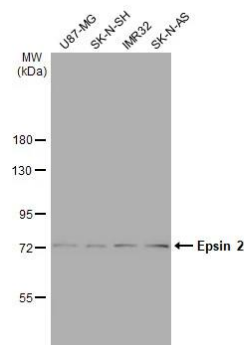
Western Blot: Epsin-2 Antibody [NBP2-16359] - Whole cell extract (30 ug) was separated by 7.5% SDS-PAGE, and the membrane was blotted with Epsin-2 antibody [N1C1] (NBP2-16359) diluted at 1:1000. The HRP-conjugated anti-rabbit IgG antibody was used to detect the primary antibody.



Western Blot: Epsin-2 Antibody [NBP2-16359] - Various whole cell extracts (30 ug) were separated by 7.5% SDS-PAGE, and the membrane was blotted with Epsin-2 antibody [N1C1] (NBP2-16359) diluted at 1:1000. The HRP-conjugated anti-rabbit IgG antibody was used to detect the primary antibody.



Western Blot: Epsin-2 Antibody [NBP2-16359] - Various whole cell extracts (30 ug) were separated by 7.5% SDS-PAGE, and the membrane was blotted with Epsin-2 antibody [N1C1] (NBP2-16359) diluted at 1:1000. The HRP-conjugated anti-rabbit IgG antibody was used to detect the primary antibody.



## Publications

Mao Y, Liu X. Q, et al. Fibroblast growth factor-2/platelet-derived growth factor enhances atherosclerotic plaque stability. J Cell Mol Med 2020-01-01 [PMID: 31755222] (WB, Rabbit)



### **Novus Biologicals USA**

10730 E. Briarwood Avenue  
Centennial, CO 80112  
USA  
Phone: 303.730.1950  
Toll Free: 1.888.506.6887  
Fax: 303.730.1966  
nb-customerservice@bio-techne.com

### **Bio-Techne Canada**

21 Canmotor Ave  
Toronto, ON M8Z 4E6  
Canada  
Phone: 905.827.6400  
Toll Free: 855.668.8722  
Fax: 905.827.6402  
canada.inquires@bio-techne.com

### **Bio-Techne Ltd**

19 Barton Lane  
Abingdon Science Park  
Abingdon, OX14 3NB, United Kingdom  
Phone: (44) (0) 1235 529449  
Free Phone: 0800 37 34 15  
Fax: (44) (0) 1235 533420  
info.EMEA@bio-techne.com

### **General Contact Information**

www.novusbio.com  
Technical Support: nb-technical@bio-techne.com  
Orders: nb-customerservice@bio-techne.com  
General: novus@novusbio.com

### **Products Related to NBP2-16359**

---

NBP2-33376H	Blue Marker Antibody (6F4-F6) [HRP]
HAF008	Goat anti-Rabbit IgG Secondary Antibody [HRP]
NB7160	Goat anti-Rabbit IgG (H+L) Secondary Antibody [HRP]
NBP2-24891	Rabbit IgG Isotype Control

---

### **Limitations**

This product is for research use only and is not approved for use in humans or in clinical diagnosis. Primary Antibodies are guaranteed for 1 year from date of receipt.

For more information on our 100% guarantee, please visit [www.novusbio.com/guarantee](http://www.novusbio.com/guarantee)

Earn gift cards/discounts by submitting a review: [www.novusbio.com/reviews/submit/NBP2-16359](http://www.novusbio.com/reviews/submit/NBP2-16359)

Earn gift cards/discounts by submitting a publication using this product:  
[www.novusbio.com/publications](http://www.novusbio.com/publications)

