

# Product Datasheet

## beta Tubulin Antibody NBP2-15584

Unit Size: 0.1 ml

Aliquot and store at -20C or -80C. Avoid freeze-thaw cycles.

[www.novusbio.com](http://www.novusbio.com)



[technical@novusbio.com](mailto:technical@novusbio.com)

Protocols, Publications, Related Products, Reviews, Research Tools and Images at:  
[www.novusbio.com/NBP2-15584](http://www.novusbio.com/NBP2-15584)

Updated 11/20/2025 v.20.1

Earn rewards for product  
reviews and publications.

Submit a publication at [www.novusbio.com/publications](http://www.novusbio.com/publications)

Submit a review at [www.novusbio.com/reviews/destination/NBP2-15584](http://www.novusbio.com/reviews/destination/NBP2-15584)



**NBP2-15584**

beta Tubulin Antibody

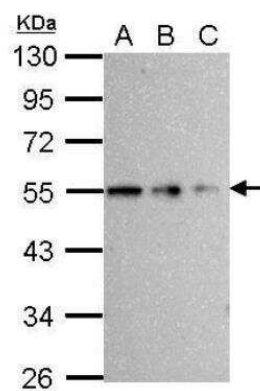
Product Information	
Unit Size	0.1 ml
Concentration	Concentrations vary lot to lot. See vial label for concentration. If unlisted please contact technical services.
Storage	Aliquot and store at -20C or -80C. Avoid freeze-thaw cycles.
Clonality	Polyclonal
Preservative	0.01% Thimerosal
Isotype	IgG
Purity	Antigen Affinity-purified
Buffer	PBS, 1% BSA, 20% Glycerol
Target Molecular Weight	50 kDa

Product Description	
Description	Novus Biologicals Rabbit beta Tubulin Antibody (NBP2-15584) is a polyclonal antibody validated for use in IHC, WB and ICC/IF. All Novus Biologicals antibodies are covered by our 100% guarantee.
Host	Rabbit
Gene ID	203068
Gene Symbol	TUBB
Species	Human, Mouse
Marker	Microtubule Marker
Immunogen	Recombinant protein encompassing a sequence within the center region of human beta Tubulin. The exact sequence is proprietary.

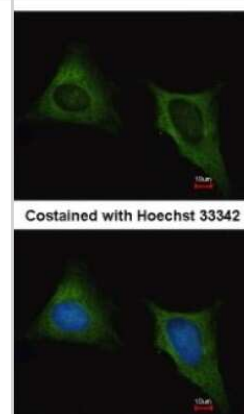
Product Application Details	
Applications	Western Blot, Immunohistochemistry-Paraffin, Immunocytochemistry/Immunofluorescence, Immunohistochemistry
Recommended Dilutions	Western Blot 1:1000-1:10000, Immunohistochemistry 1:100-1:1000, Immunocytochemistry/ Immunofluorescence 1:100-1:1000, Immunohistochemistry-Paraffin 1:100-1:1000

**Images**

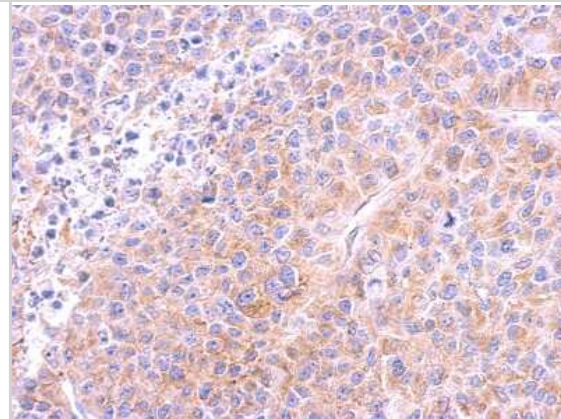
Western Blot: beta Tubulin Antibody [NBP2-15584] - ample (whole cell lysate) A: 293T 20ug B: 293T 10ug C: 293T 5ug 10% SDS PAGE diluted at 1:10000



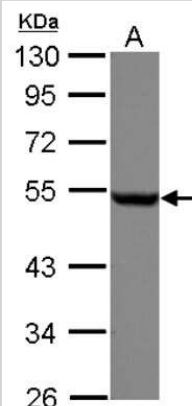
Immunocytochemistry/Immunofluorescence: beta Tubulin Antibody [NBP2-15584] - Analysis of methanol-fixed HeLa, using antibody at 1:500 dilution.



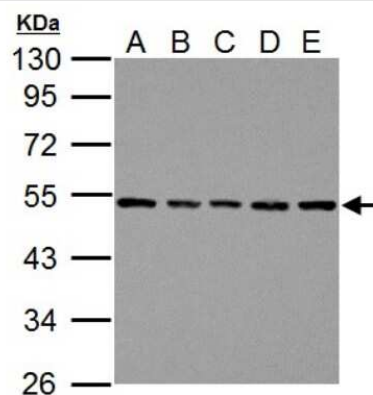
Immunohistochemistry-Paraffin: beta Tubulin Antibody [NBP2-15584] - HeLa xenograft, using beta Tubulin antibody at 1:500 dilution. Antigen Retrieval: Trilogy™ (EDTA based) buffer, 15min



Western Blot: beta Tubulin Antibody [NBP2-15584] - Sample (30 ug of whole cell lysate) A: A549 10% SDS PAGE gel, diluted at 1:1000.



Western Blot: beta Tubulin Antibody [NBP2-15584] - Sample (30 ug of whole cell lysate) A: NIH-3T3, B: JC, C: BCL-1, D: C2C12, E: Raw264.7 10% SDS PAGE NBP2-15584 diluted at 1:1000 .





### **Novus Biologicals USA**

10730 E. Briarwood Avenue  
Centennial, CO 80112  
USA  
Phone: 303.730.1950  
Toll Free: 1.888.506.6887  
Fax: 303.730.1966  
nb-customerservice@bio-techne.com

### **Bio-Techne Canada**

21 Canmotor Ave  
Toronto, ON M8Z 4E6  
Canada  
Phone: 905.827.6400  
Toll Free: 855.668.8722  
Fax: 905.827.6402  
canada.inquires@bio-techne.com

### **Bio-Techne Ltd**

19 Barton Lane  
Abingdon Science Park  
Abingdon, OX14 3NB, United Kingdom  
Phone: (44) (0) 1235 529449  
Free Phone: 0800 37 34 15  
Fax: (44) (0) 1235 533420  
info.EMEA@bio-techne.com

### **General Contact Information**

www.novusbio.com  
Technical Support: nb-technical@bio-techne.com  
Orders: nb-customerservice@bio-techne.com  
General: novus@novusbio.com

### **Products Related to NBP2-15584**

---

NBP2-33376H	Blue Marker Antibody (6F4-F6) [HRP]
HAF008	Goat anti-Rabbit IgG Secondary Antibody [HRP]
NB7160	Goat anti-Rabbit IgG (H+L) Secondary Antibody [HRP]
NBP2-24891	Rabbit IgG Isotype Control

---

### **Limitations**

This product is for research use only and is not approved for use in humans or in clinical diagnosis. Primary Antibodies are guaranteed for 1 year from date of receipt.

For more information on our 100% guarantee, please visit [www.novusbio.com/guarantee](http://www.novusbio.com/guarantee)

Earn gift cards/discounts by submitting a review: [www.novusbio.com/reviews/submit/NBP2-15584](http://www.novusbio.com/reviews/submit/NBP2-15584)

Earn gift cards/discounts by submitting a publication using this product:  
[www.novusbio.com/publications](http://www.novusbio.com/publications)

