

Product Datasheet

Arylsulfatase B/ARSB Antibody - BSA Free NBP2-15474

Unit Size: 0.1 ml

Aliquot and store at -20C or -80C. Avoid freeze-thaw cycles.

www.novusbio.com



technical@novusbio.com

Protocols, Publications, Related Products, Reviews, Research Tools and Images at:
www.novusbio.com/NBP2-15474

Updated 9/25/2025 v.20.1

Earn rewards for product
reviews and publications.

Submit a publication at www.novusbio.com/publications

Submit a review at www.novusbio.com/reviews/destination/NBP2-15474

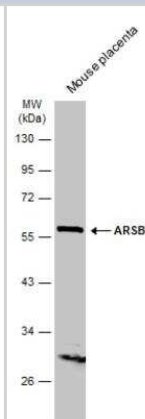


NBP2-15474**Arylsulfatase B/ARSB Antibody - BSA Free**

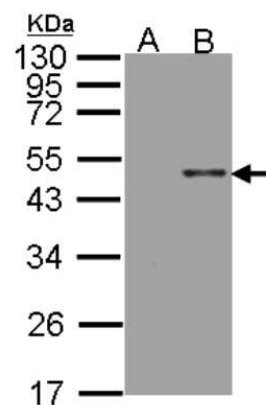
Product Information	
Unit Size	0.1 ml
Concentration	Concentrations vary lot to lot. See vial label for concentration. If unlisted please contact technical services.
Storage	Aliquot and store at -20C or -80C. Avoid freeze-thaw cycles.
Clonality	Polyclonal
Preservative	0.01% Thimerosal
Isotype	IgG
Purity	Protein A purified
Buffer	0.1M Tris, 0.1M Glycine, 10% Glycerol
Target Molecular Weight	60 kDa
Product Description	
Description	Novus Biologicals Rabbit Arylsulfatase B/ARSB Antibody - BSA Free (NBP2-15474) is a polyclonal antibody validated for use in WB. All Novus Biologicals antibodies are covered by our 100% guarantee.
Host	Rabbit
Gene ID	411
Gene Symbol	ARSB
Species	Human, Mouse, Rat
Reactivity Notes	Dog (86%), Cat (89%).
Immunogen	Recombinant protein encompassing a sequence within the center region of human Arylsulfatase B/ARSB. The exact sequence is proprietary.
Product Application Details	
Applications	Western Blot
Recommended Dilutions	Western Blot 1:500-1:3000

Images

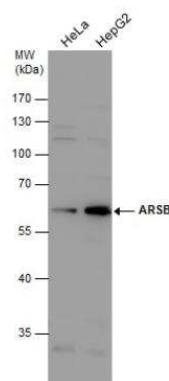
Western Blot: Arylsulfatase B/ARSB Antibody [NBP2-15474] - Mouse tissue extract (50 ug) was separated by 10% SDS-PAGE, and the membrane was blotted with ARSB antibody diluted at 1:500.



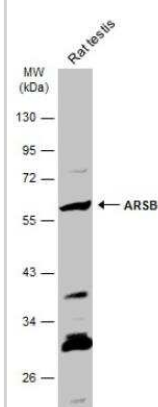
Western Blot: Arylsulfatase B/ARSB Antibody [NBP2-15474] - Analysis of ARSB expression in transfected 293T cell line by ARSB polyclonal antibody. A: Non-transfected lysate. B: ARSB transfected lysate. 12% SDS PAGE gel, diluted at 1:500.



Western Blot: Arylsulfatase B/ARSB Antibody [NBP2-15474] - Various whole cell extracts (30 ug) were separated by 10% SDS-PAGE, and the membrane was blotted with ARSB antibody [N3C3] diluted at 1:1000.



Western Blot: Arylsulfatase B/ARSB Antibody [NBP2-15474] - Rat tissue extract (50 ug) was separated by 10% SDS-PAGE, and the membrane was blotted with ARSB antibody diluted at 1:500.





Novus Biologicals USA

10730 E. Briarwood Avenue
Centennial, CO 80112
USA
Phone: 303.730.1950
Toll Free: 1.888.506.6887
Fax: 303.730.1966
nb-customerservice@bio-techne.com

Bio-Techne Canada

21 Canmotor Ave
Toronto, ON M8Z 4E6
Canada
Phone: 905.827.6400
Toll Free: 855.668.8722
Fax: 905.827.6402
canada.inquires@bio-techne.com

Bio-Techne Ltd

19 Barton Lane
Abingdon Science Park
Abingdon, OX14 3NB, United Kingdom
Phone: (44) (0) 1235 529449
Free Phone: 0800 37 34 15
Fax: (44) (0) 1235 533420
info.EMEA@bio-techne.com

General Contact Information

www.novusbio.com
Technical Support: nb-technical@bio-techne.com
Orders: nb-customerservice@bio-techne.com
General: novus@novusbio.com

Products Related to NBP2-15474

NBP2-33376H	Blue Marker Antibody (6F4-F6) [HRP]
HAF008	Goat anti-Rabbit IgG Secondary Antibody [HRP]
NB7160	Goat anti-Rabbit IgG (H+L) Secondary Antibody [HRP]
NBP2-24891	Rabbit IgG Isotype Control

Limitations

This product is for research use only and is not approved for use in humans or in clinical diagnosis. Primary Antibodies are guaranteed for 1 year from date of receipt.

For more information on our 100% guarantee, please visit www.novusbio.com/guarantee

Earn gift cards/discounts by submitting a review: www.novusbio.com/reviews/submit/NBP2-15474

Earn gift cards/discounts by submitting a publication using this product:
www.novusbio.com/publications

