

Product Datasheet

Alpha Actinin 4 Antibody NBP2-15358

Unit Size: 0.1 ml

Aliquot and store at -20C or -80C. Avoid freeze-thaw cycles.

www.novusbio.com



technical@novusbio.com

Protocols, Publications, Related Products, Reviews, Research Tools and Images at:
www.novusbio.com/NBP2-15358

Updated 9/25/2025 v.20.1

Earn rewards for product
reviews and publications.

Submit a publication at www.novusbio.com/publications

Submit a review at www.novusbio.com/reviews/destination/NBP2-15358



NBP2-15358

Alpha Actinin 4 Antibody


| Product Information | |
|-------------------------|--|
| Unit Size | 0.1 ml |
| Concentration | Concentrations vary lot to lot. See vial label for concentration. If unlisted please contact technical services. |
| Storage | Aliquot and store at -20C or -80C. Avoid freeze-thaw cycles. |
| Clonality | Polyclonal |
| Preservative | 0.01% Thimerosal |
| Isotype | IgG |
| Purity | Antigen Affinity-purified |
| Buffer | PBS, 1% BSA, 20% Glycerol |
| Target Molecular Weight | 105 kDa |

| Product Description | |
|---------------------|---|
| Description | Novus Biologicals Rabbit Alpha Actinin 4 Antibody (NBP2-15358) is a polyclonal antibody validated for use in WB and ICC/IF. All Novus Biologicals antibodies are covered by our 100% guarantee. |
| Host | Rabbit |
| Gene ID | 81 |
| Gene Symbol | ACTN4 |
| Species | Human, Mouse, Rat |
| Immunogen | Recombinant protein encompassing a sequence within the N-terminus region of human Alpha Actinin 4. The exact sequence is proprietary. |

| Product Application Details | |
|-----------------------------|---|
| Applications | Western Blot, Immunocytochemistry/ Immunofluorescence |
| Recommended Dilutions | Western Blot 1:500-1:3000, Immunocytochemistry/ Immunofluorescence 1:100-1:1000 |

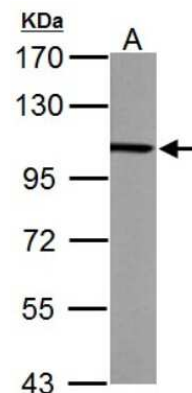
Images

Western Blot: Alpha Actinin 4 Antibody [NBP2-15358] - Alpha Actinin 4 antibody detects alpha Actinin 4 protein by western blot analysis. Various whole cell extracts (30 ug) were separated by 7.5% SDS-PAGE, and the membrane was blotted with Alpha Actinin 4 antibody diluted by 1:1000.

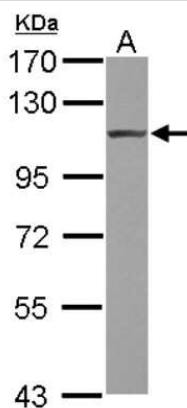


Western Blot: Alpha Actinin 4 Antibody [NBP2-15358] - Sample (30 ug of whole cell lysate) A: NIH-3T3 B: JC 7. 5% SDS PAGE; antibody diluted at 1:1000. ✖

Western Blot: Alpha Actinin 4 Antibody [NBP2-15358] - 30 ug PC-12 whole cell lysate/extract 7. 5% SDS-PAGE gel, antibody dilution 1:1000.



Western Blot: Alpha Actinin 4 Antibody [NBP2-15358] - Sample (30 ug of whole cell lysate) A: A431 7. 5% SDS PAGE; antibody diluted at 1:1000.

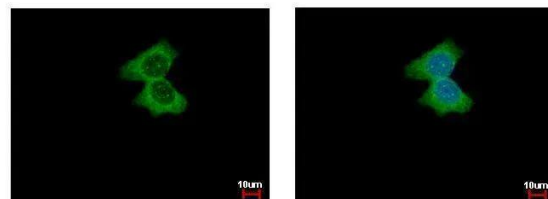


alpha Actinin 4 antibody [N1N2], N-term detects ACTN4 protein at cytoplasm by immunofluorescent analysis.

Sample: MCF-7 cells were fixed in ice-cold MeOH for 5 min.

Green: ACTN4 protein stained by alpha Actinin 4 antibody [N1N2], N-term (NBP2-15358) diluted at 1:500.

Blue: Hoechst 33342 staining.





Novus Biologicals USA

10730 E. Briarwood Avenue
Centennial, CO 80112
USA
Phone: 303.730.1950
Toll Free: 1.888.506.6887
Fax: 303.730.1966
nb-customerservice@bio-techne.com

Bio-Techne Canada

21 Canmotor Ave
Toronto, ON M8Z 4E6
Canada
Phone: 905.827.6400
Toll Free: 855.668.8722
Fax: 905.827.6402
canada.inquires@bio-techne.com

Bio-Techne Ltd

19 Barton Lane
Abingdon Science Park
Abingdon, OX14 3NB, United Kingdom
Phone: (44) (0) 1235 529449
Free Phone: 0800 37 34 15
Fax: (44) (0) 1235 533420
info.EMEA@bio-techne.com

General Contact Information

www.novusbio.com
Technical Support: nb-technical@bio-techne.com
Orders: nb-customerservice@bio-techne.com
General: novus@novusbio.com

Products Related to NBP2-15358

| | |
|-------------|---|
| NBP2-33376H | Blue Marker Antibody (6F4-F6) [HRP] |
| HAF008 | Goat anti-Rabbit IgG Secondary Antibody [HRP] |
| NB7160 | Goat anti-Rabbit IgG (H+L) Secondary Antibody [HRP] |
| NBP2-24891 | Rabbit IgG Isotype Control |

Limitations

This product is for research use only and is not approved for use in humans or in clinical diagnosis. Primary Antibodies are guaranteed for 1 year from date of receipt.

For more information on our 100% guarantee, please visit www.novusbio.com/guarantee

Earn gift cards/discounts by submitting a review: www.novusbio.com/reviews/submit/NBP2-15358

Earn gift cards/discounts by submitting a publication using this product:
www.novusbio.com/publications

