

Product Datasheet

ALDH7A1 Antibody - BSA Free NBP2-15343

Unit Size: 0.1 ml

Aliquot and store at -20C or -80C. Avoid freeze-thaw cycles.

www.novusbio.com



technical@novusbio.com

Protocols, Publications, Related Products, Reviews, Research Tools and Images at:
www.novusbio.com/NBP2-15343

Updated 9/25/2025 v.20.1

Earn rewards for product
reviews and publications.

Submit a publication at www.novusbio.com/publications

Submit a review at www.novusbio.com/reviews/destination/NBP2-15343



NBP2-15343

ALDH7A1 Antibody - BSA Free

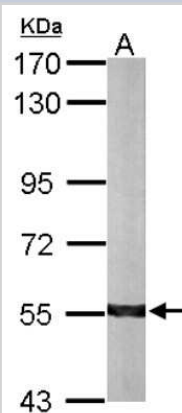
Product Information	
Unit Size	0.1 ml
Concentration	Concentrations vary lot to lot. See vial label for concentration. If unlisted please contact technical services.
Storage	Aliquot and store at -20C or -80C. Avoid freeze-thaw cycles.
Clonality	Polyclonal
Preservative	0.01% Thimerosal
Isotype	IgG
Purity	Antigen Affinity-purified
Buffer	0.1M Tris, 0.1M Glycine, 20% Glycerol
Target Molecular Weight	58 kDa

Product Description	
Description	Novus Biologicals Rabbit ALDH7A1 Antibody - BSA Free (NBP2-15343) is a polyclonal antibody validated for use in IHC, WB and ICC/IF. All Novus Biologicals antibodies are covered by our 100% guarantee.
Host	Rabbit
Gene ID	501
Gene Symbol	ALDH7A1
Species	Human, Mouse, Rat, Zebrafish
Immunogen	Recombinant protein encompassing a sequence within the center region of human ALDH7A1. The exact sequence is proprietary.


Product Application Details	
Applications	Western Blot, Immunohistochemistry-Paraffin, Immunocytochemistry/Immunofluorescence, Immunohistochemistry
Recommended Dilutions	Western Blot 1:500-1:10000, Immunohistochemistry 1:100-1:1000, Immunocytochemistry/ Immunofluorescence 1:100-1:1000, Immunohistochemistry-Paraffin 1:100-1:1000

Images


Western Blot: ALDH7A1 Antibody [NBP2-15343] - Sample (50 ug of whole cell lysate) A: mouse liver 7. 5% SDS PAGE; antibody diluted at 1:10000.



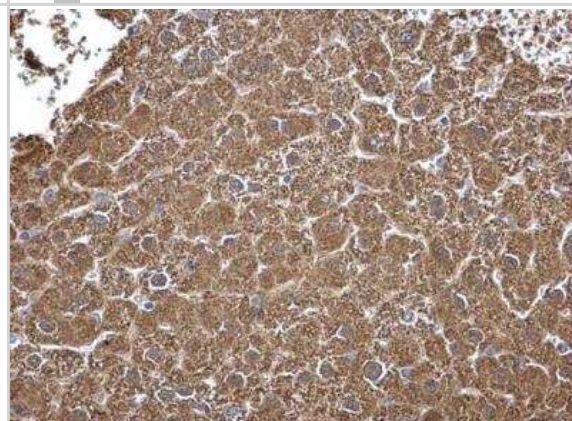
Western Blot: ALDH7A1 Antibody [NBP2-15343] - Sample (30 ug of whole cell lysate) A: HeLa 7. 5% SDS PAGE ALDH7A1 antibody, antibody diluted at 1:1000.




Western Blot: ALDH7A1 Antibody [NBP2-15343] - Rat tissue extract (50 ug) was separated by 10% SDS-PAGE, and the membrane was blotted with ALDH7A1 antibody [C1C3] diluted at 1:3000.



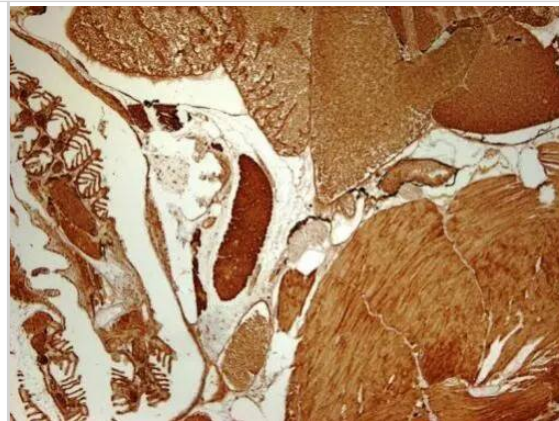
Immunohistochemistry-Paraffin: ALDH7A1 Antibody [NBP2-15343] - Mouse liver. ALDH7A1 antibody [C1C3] dilution: 1:500. Antigen Retrieval: Trilogy™ (EDTA based, pH 8.0) buffer, 15min



Western Blot: ALDH7A1 Antibody [NBP2-15343] - Sample (30 ug of whole cell lysate)
A: zebrafish eye
7.5% SDS PAGE
NBP2-15343 diluted at 1:1000



Immunohistochemistry: ALDH7A1 Antibody [NBP2-15343] - Immunohistochemical analysis of paraffin-embedded zebrafish tissue, using ALDH7A1 antibody [C1C3] (NBP2-15343) at 1:300 dilution.



ALDH7A1 antibody [C1C3] detects ALDH7A1 protein at mitochondria and nucleus by immunofluorescent analysis.
Sample: HeLa cells were fixed in 2% paraformaldehyde/culture medium at 37C for 30 min.
Green: ALDH7A1 protein stained by ALDH7A1 antibody [C1C3] (NBP2-15343) diluted at 1:500.
Blue: Hoechst 33342 staining.





Novus Biologicals USA

10730 E. Briarwood Avenue
Centennial, CO 80112
USA
Phone: 303.730.1950
Toll Free: 1.888.506.6887
Fax: 303.730.1966
nb-customerservice@bio-techne.com

Bio-Techne Canada

21 Canmotor Ave
Toronto, ON M8Z 4E6
Canada
Phone: 905.827.6400
Toll Free: 855.668.8722
Fax: 905.827.6402
canada.inquires@bio-techne.com

Bio-Techne Ltd

19 Barton Lane
Abingdon Science Park
Abingdon, OX14 3NB, United Kingdom
Phone: (44) (0) 1235 529449
Free Phone: 0800 37 34 15
Fax: (44) (0) 1235 533420
info.EMEA@bio-techne.com

General Contact Information

www.novusbio.com
Technical Support: nb-technical@bio-techne.com
Orders: nb-customerservice@bio-techne.com
General: novus@novusbio.com

Products Related to NBP2-15343

NBP2-33376H	Blue Marker Antibody (6F4-F6) [HRP]
HAF008	Goat anti-Rabbit IgG Secondary Antibody [HRP]
NB7160	Goat anti-Rabbit IgG (H+L) Secondary Antibody [HRP]
NBP2-24891	Rabbit IgG Isotype Control

Limitations

This product is for research use only and is not approved for use in humans or in clinical diagnosis. Primary Antibodies are guaranteed for 1 year from date of receipt.

For more information on our 100% guarantee, please visit www.novusbio.com/guarantee

Earn gift cards/discounts by submitting a review: www.novusbio.com/reviews/submit/NBP2-15343

Earn gift cards/discounts by submitting a publication using this product:
www.novusbio.com/publications

