

Product Datasheet

ADAM10 Antibody - BSA Free

NBP2-15280

Unit Size: 0.1 ml

Aliquot and store at -20C or -80C. Avoid freeze-thaw cycles.

www.novusbio.com



technical@novusbio.com

Protocols, Publications, Related Products, Reviews, Research Tools and Images at:
www.novusbio.com/NBP2-15280

Updated 9/9/2025 v.20.1

Earn rewards for product
reviews and publications.

Submit a publication at www.novusbio.com/publications

Submit a review at www.novusbio.com/reviews/destination/NBP2-15280



NBP2-15280

ADAM10 Antibody - BSA Free

Product Information

| | |
|--------------------------------|--|
| Unit Size | 0.1 ml |
| Concentration | Concentrations vary lot to lot. See vial label for concentration. If unlisted please contact technical services. |
| Storage | Aliquot and store at -20C or -80C. Avoid freeze-thaw cycles. |
| Clonality | Polyclonal |
| Preservative | 0.025% Proclin 300 |
| Isotype | IgG |
| Purity | Antigen Affinity-purified |
| Buffer | PBS, 20% Glycerol |
| Target Molecular Weight | 84 kDa |

Product Description

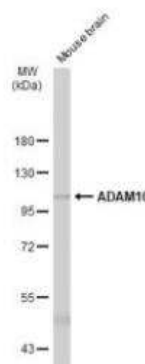
| | |
|-------------------------|--|
| Description | Novus Biologicals Rabbit ADAM10 Antibody - BSA Free (NBP2-15280) is a polyclonal antibody validated for use in IHC, WB and ICC/IF. All Novus Biologicals antibodies are covered by our 100% guarantee. |
| Host | Rabbit |
| Gene ID | 102 |
| Gene Symbol | ADAM10 |
| Species | Human, Mouse, Drosophila |
| Reactivity Notes | Xenopus laevis (84%). |
| Immunogen | Recombinant protein encompassing a sequence within the center region of human ADAM10. The exact sequence is proprietary. |

Product Application Details

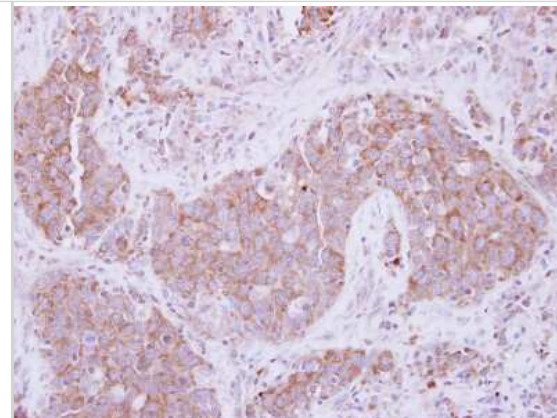
| | |
|------------------------------|---|
| Applications | Western Blot, Immunohistochemistry-Paraffin, Immunocytochemistry/Immunofluorescence, Immunohistochemistry |
| Recommended Dilutions | Western Blot 1:500-1:3000, Immunohistochemistry 1:100-1:1000, Immunocytochemistry/ Immunofluorescence Assay dependent, Immunohistochemistry-Paraffin 1:100-1:1000 |

Images

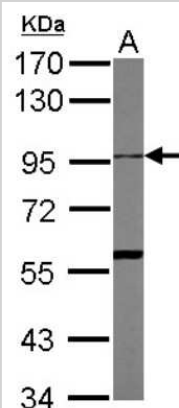
Western Blot: ADAM10 Antibody [NBP2-15280] - Mouse tissue extract (50 ug) was separated by 7.5% SDS-PAGE, and the membrane was blotted with ADAM10 antibody diluted at 1:1000.




Immunohistochemistry-Paraffin: ADAM10 Antibody [NBP2-15280] - Paraffin-embedded Lung Papillary Adenocarcinoma, using antibody at 1:250 dilution.




Western Blot: ADAM10 Antibody [NBP2-15280] - Sample (30 ug of whole cell lysate) A: THP-1 7.5% SDS PAGE; antibody diluted at 1:1000.



Western Blot: ADAM10 Antibody [NBP2-15280] - Drosophila tissue extract (50 ug) was separated by 7.5% SDS-PAGE, and the membrane was blotted with ADAM10 antibody [N2C1], Internal diluted at 1:1000. The HRP-conjugated anti-rabbit IgG antibody (NBP2-19301) was used to detect the primary antibody.



Boiled and unboiled RT-4 whole cell and membrane extracts (30 μ g) were separated by 7.5% SDS-PAGE, and the membrane was blotted with ADAM10 antibody [N2C1], Internal diluted at 1:1000. The HRP-conjugated anti-rabbit IgG antibody (NBP2-19301) was used to detect the primary antibody.(WCE: whole cell extract; ME: membrane extract)





Novus Biologicals USA

10730 E. Briarwood Avenue
Centennial, CO 80112
USA
Phone: 303.730.1950
Toll Free: 1.888.506.6887
Fax: 303.730.1966
nb-customerservice@bio-techne.com

Bio-Techne Canada

21 Canmotor Ave
Toronto, ON M8Z 4E6
Canada
Phone: 905.827.6400
Toll Free: 855.668.8722
Fax: 905.827.6402
canada.inquires@bio-techne.com

Bio-Techne Ltd

19 Barton Lane
Abingdon Science Park
Abingdon, OX14 3NB, United Kingdom
Phone: (44) (0) 1235 529449
Free Phone: 0800 37 34 15
Fax: (44) (0) 1235 533420
info.EMEA@bio-techne.com

General Contact Information

www.novusbio.com
Technical Support: nb-technical@bio-techne.com
Orders: nb-customerservice@bio-techne.com
General: novus@novusbio.com

Products Related to NBP2-15280

| | |
|---------------|---|
| HAF008 | Goat anti-Rabbit IgG Secondary Antibody [HRP] |
| NB7160 | Goat anti-Rabbit IgG (H+L) Secondary Antibody [HRP] |
| NBP2-24891 | Rabbit IgG Isotype Control |
| NBP1-76973PEP | ADAM10 Antibody Blocking Peptide |

Limitations

This product is for research use only and is not approved for use in humans or in clinical diagnosis. Primary Antibodies are guaranteed for 1 year from date of receipt.

For more information on our 100% guarantee, please visit www.novusbio.com/guarantee

Earn gift cards/discounts by submitting a review: www.novusbio.com/reviews/submit/NBP2-15280

Earn gift cards/discounts by submitting a publication using this product:
www.novusbio.com/publications

