

# Product Datasheet

## ACTL6B Antibody - BSA Free

### NBP2-15269

Unit Size: 0.1 ml

Aliquot and store at -20C or -80C. Avoid freeze-thaw cycles.

[www.novusbio.com](http://www.novusbio.com)



[technical@novusbio.com](mailto:technical@novusbio.com)

#### Publications: 1

Protocols, Publications, Related Products, Reviews, Research Tools and Images at:  
[www.novusbio.com/NBP2-15269](http://www.novusbio.com/NBP2-15269)

Updated 9/25/2025 v.20.1

Earn rewards for product  
reviews and publications.

Submit a publication at [www.novusbio.com/publications](http://www.novusbio.com/publications)

Submit a review at [www.novusbio.com/reviews/destination/NBP2-15269](http://www.novusbio.com/reviews/destination/NBP2-15269)




**NBP2-15269**

ACTL6B Antibody - BSA Free

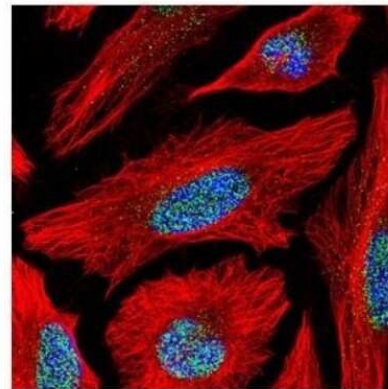
<b>Product Information</b>	
<b>Unit Size</b>	0.1 ml
<b>Concentration</b>	Concentrations vary lot to lot. See vial label for concentration. If unlisted please contact technical services.
<b>Storage</b>	Aliquot and store at -20C or -80C. Avoid freeze-thaw cycles.
<b>Clonality</b>	Polyclonal
<b>Preservative</b>	0.01% Thimerosal
<b>Isotype</b>	IgG
<b>Purity</b>	Antigen Affinity-purified
<b>Buffer</b>	0.1M Tris, 0.1M Glycine, 20% Glycerol
<b>Target Molecular Weight</b>	47 kDa
<b>Product Description</b>	
<b>Description</b>	Novus Biologicals Rabbit ACTL6B Antibody - BSA Free (NBP2-15269) is a polyclonal antibody validated for use in WB and ICC/IF. Anti-ACTL6B Antibody: Cited in 1 publication. All Novus Biologicals antibodies are covered by our 100% guarantee.
<b>Host</b>	Rabbit
<b>Gene ID</b>	51412
<b>Gene Symbol</b>	ACTL6B
<b>Species</b>	Human, Rat
<b>Immunogen</b>	Recombinant protein encompassing a sequence within the center region of human ACTL6B. The exact sequence is proprietary.
<b>Product Application Details</b>	
<b>Applications</b>	Western Blot, Immunocytochemistry/ Immunofluorescence
<b>Recommended Dilutions</b>	Western Blot 1:500-1:3000, Immunocytochemistry/ Immunofluorescence 1:100-1:1000

## Images

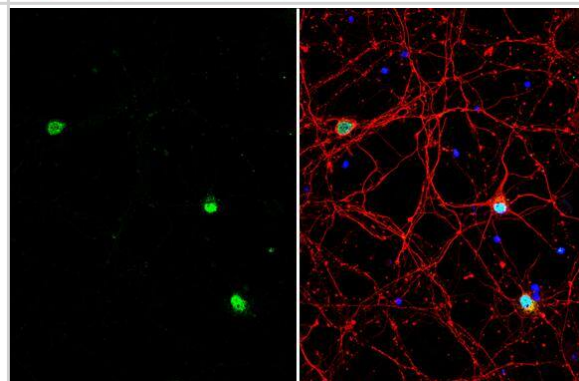
Western Blot: ACTL6B Antibody [NBP2-15269] - Sample (30 ug of whole cell lysate) A: SK-N-SH 10% SDS PAGE; antibody diluted at 1:1000.



Immunocytochemistry/Immunofluorescence: ACTL6B Antibody [NBP2-15269] - Paraformaldehyde-fixed HeLa, using Actin like 6B antibody (Green) at 1:500 dilution. Alpha-tubulin filaments were labeled with an alpha Tubulin antibody (Red) at 1:2000.



BAF53B antibody detects BAF53B protein by immunofluorescent analysis. Sample: DIV9 rat E18 primary cortical neuron cells were fixed in 4% paraformaldehyde at RT for 15 min. Green: BAF53B stained by BAF53B antibody (NBP2-15269) diluted at 1:500. Red: beta Tubulin 3/ Tuj1, stained by beta Tubulin 3/ Tuj1 antibody [GT11710] diluted at 1:500. Blue: Fluoroshield with DAPI .



## Publications

Yongli Shan, Yanqi Zhang, Yuan Zhao, Tianyu Wang, Jingyuan Zhang, Jiao Yao, Ning Ma, Zechuan Liang, Wenhao Huang, Ke Huang, Tian Zhang, Zhenghui Su, Qianyu Chen, Yanling Zhu, Chuman Wu, Tiancheng Zhou, Wei Sun, Yanxing Wei, Cong Zhang, Chenxu Li, Shuquan Su, Baojian Liao, Mei Zhong, Xiaofen Zhong, Jinfu Nie, Duanqing Pei, Guangjin Pan JMJD3 and UTX determine fidelity and lineage specification of human neural progenitor cells Nature Communications 2020-01-20 [PMID: 31959746]



### **Novus Biologicals USA**

10730 E. Briarwood Avenue  
Centennial, CO 80112  
USA  
Phone: 303.730.1950  
Toll Free: 1.888.506.6887  
Fax: 303.730.1966  
nb-customerservice@bio-techne.com

### **Bio-Techne Canada**

21 Canmotor Ave  
Toronto, ON M8Z 4E6  
Canada  
Phone: 905.827.6400  
Toll Free: 855.668.8722  
Fax: 905.827.6402  
canada.inquires@bio-techne.com

### **Bio-Techne Ltd**

19 Barton Lane  
Abingdon Science Park  
Abingdon, OX14 3NB, United Kingdom  
Phone: (44) (0) 1235 529449  
Free Phone: 0800 37 34 15  
Fax: (44) (0) 1235 533420  
info.EMEA@bio-techne.com

### **General Contact Information**

www.novusbio.com  
Technical Support: nb-technical@bio-techne.com  
Orders: nb-customerservice@bio-techne.com  
General: novus@novusbio.com

### **Products Related to NBP2-15269**

---

NBP2-33376H	Blue Marker Antibody (6F4-F6) [HRP]
HAF008	Goat anti-Rabbit IgG Secondary Antibody [HRP]
NB7160	Goat anti-Rabbit IgG (H+L) Secondary Antibody [HRP]
NBP2-24891	Rabbit IgG Isotype Control

---

### **Limitations**

This product is for research use only and is not approved for use in humans or in clinical diagnosis. Primary Antibodies are guaranteed for 1 year from date of receipt.

For more information on our 100% guarantee, please visit [www.novusbio.com/guarantee](http://www.novusbio.com/guarantee)

Earn gift cards/discounts by submitting a review: [www.novusbio.com/reviews/submit/NBP2-15269](http://www.novusbio.com/reviews/submit/NBP2-15269)

Earn gift cards/discounts by submitting a publication using this product:  
[www.novusbio.com/publications](http://www.novusbio.com/publications)

