

Product Datasheet

Activin RIIB Antibody NBP2-15268

Unit Size: 0.1 ml

Aliquot and store at -20C or -80C. Avoid freeze-thaw cycles.

www.novusbio.com



technical@novusbio.com

Protocols, Publications, Related Products, Reviews, Research Tools and Images at:
www.novusbio.com/NBP2-15268

Updated 1/5/2026 v.20.1

Earn rewards for product
reviews and publications.

Submit a publication at www.novusbio.com/publications

Submit a review at www.novusbio.com/reviews/destination/NBP2-15268



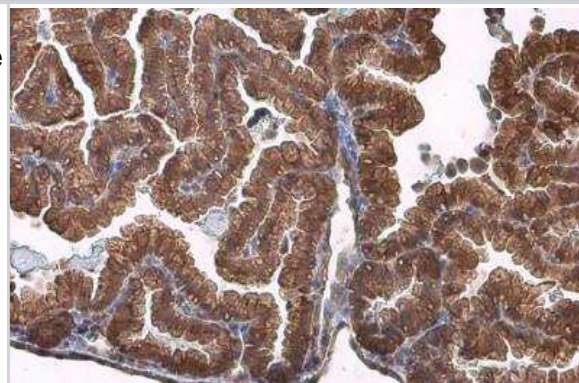
NBP2-15268

Activin RIIB Antibody

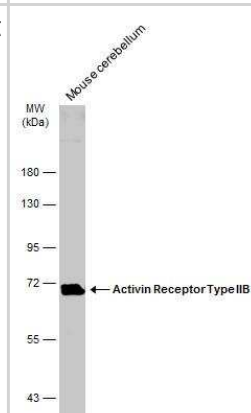
Product Information	
Unit Size	0.1 ml
Concentration	Concentrations vary lot to lot. See vial label for concentration. If unlisted please contact technical services.
Storage	Aliquot and store at -20C or -80C. Avoid freeze-thaw cycles.
Clonality	Polyclonal
Preservative	0.025% Proclin 300
Isotype	IgG
Purity	Antigen Affinity-purified
Buffer	PBS, 1% BSA, 20% Glycerol
Target Molecular Weight	58 kDa
Product Description	
Description	Novus Biologicals Rabbit Activin RIIB Antibody (NBP2-15268) is a polyclonal antibody validated for use in IHC and WB. All Novus Biologicals antibodies are covered by our 100% guarantee.
Host	Rabbit
Gene ID	93
Gene Symbol	ACVR2B
Species	Human, Mouse
Reactivity Notes	Chicken (89%).
Immunogen	Recombinant protein encompassing a sequence within the center region of human Activin RIIB. The exact sequence is proprietary.
Product Application Details	
Applications	Western Blot, Immunohistochemistry-Paraffin, Immunohistochemistry
Recommended Dilutions	Western Blot 1:500-1:50000, Immunohistochemistry 1:100-1:1000, Immunohistochemistry-Paraffin 1:100-1:1000

Images


Immunohistochemistry-Paraffin: Activin RIIB Antibody [NBP2-15268] - Activin Receptor Type IIB antibody [N1C1] detects Activin Receptor Type IIB protein at cytoplasm by immunohistochemical analysis. Sample: Paraffin-embedded mouse placenta. Activin Receptor Type IIB stained by Activin Receptor Type IIB antibody [N1C1] diluted at 1:500. Antigen Retrieval: Citrate buffer, pH 6.0, 15 min



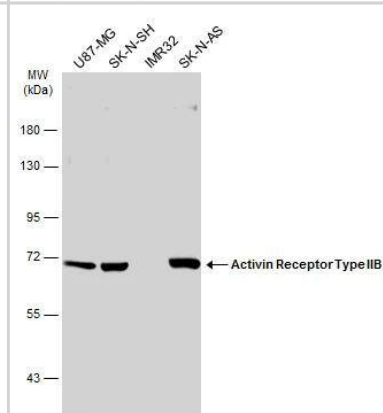
Western Blot: Activin RIIB Antibody [NBP2-15268] - Mouse tissue extract (50 ug) was separated by 7.5% SDS-PAGE, and the membrane was blotted with Activin Receptor Type IIB antibody [N1C1] diluted at 1:1000. The HRP-conjugated anti-rabbit IgG antibody was used to detect the primary antibody.



Non-transfected (-) and transfected (+) 293T whole cell extracts (30 ug) were separated by 10% SDS-PAGE, and the membrane was blotted with Activin Receptor Type IIB antibody [N1C1] (NBP2-15268) diluted at 1:25000. The HRP-conjugated anti-rabbit IgG antibody was used to detect the primary antibody.



Various whole cell extracts (30 ug) were separated by 7.5% SDS-PAGE, and the membrane was blotted with Activin Receptor Type IIB antibody [N1C1] (NBP2-15268) diluted at 1:1000. The HRP-conjugated anti-rabbit IgG antibody was used to detect the primary antibody.





Novus Biologicals USA

10730 E. Briarwood Avenue
Centennial, CO 80112
USA
Phone: 303.730.1950
Toll Free: 1.888.506.6887
Fax: 303.730.1966
nb-customerservice@bio-techne.com

Bio-Techne Canada

21 Canmotor Ave
Toronto, ON M8Z 4E6
Canada
Phone: 905.827.6400
Toll Free: 855.668.8722
Fax: 905.827.6402
canada.inquires@bio-techne.com

Bio-Techne Ltd

19 Barton Lane
Abingdon Science Park
Abingdon, OX14 3NB, United Kingdom
Phone: (44) (0) 1235 529449
Free Phone: 0800 37 34 15
Fax: (44) (0) 1235 533420
info.EMEA@bio-techne.com

General Contact Information

www.novusbio.com
Technical Support: nb-technical@bio-techne.com
Orders: nb-customerservice@bio-techne.com
General: novus@novusbio.com

Products Related to NBP2-15268

NBP2-33376H	Blue Marker Antibody (6F4-F6) [HRP]
HAF008	Goat anti-Rabbit IgG Secondary Antibody [HRP]
NB7160	Goat anti-Rabbit IgG (H+L) Secondary Antibody [HRP]
NBP2-24891	Rabbit IgG Isotype Control

Limitations

This product is for research use only and is not approved for use in humans or in clinical diagnosis. Primary Antibodies are guaranteed for 1 year from date of receipt.

For more information on our 100% guarantee, please visit www.novusbio.com/guarantee

Earn gift cards/discounts by submitting a review: www.novusbio.com/reviews/submit/NBP2-15268

Earn gift cards/discounts by submitting a publication using this product:
www.novusbio.com/publications

